

1

ENGLISH GRAMMAR BOOK

Jenny Dooley - Virginia Evans

# Grammarway

Практическое пособие по грамматике английского языка  
Под редакцией профессора О.В. Афанасьевой



Express Publishing

CenterCom

ЦентрКом

Дженни Дули, Вирджиния Эванс

# Grammarway 1

Практическое пособие по грамматике  
английского языка

*Перевод с английского доцента Г.И. Бардиной  
Под редакцией профессора О.В. Афанасьевой*



**Express Publishing**

**CenterCom**

Москва  
ЦентрКом  
2000, 2003

УДК 802.0  
ББК 81.2 Англ.  
Д73

Original edition published in 1998 by Express Publishing

3 Roman Bridge Close, Blackpill, Swansea SA3 5BE

Tel: +44-1792-404855 – Fax: +44-1792-404856

e-mail: [inquiries@expresspublishing.co.uk](mailto:inquiries@expresspublishing.co.uk).

INTERNET <http://www.expresspublishing.co.uk>.

© Jenny Dooley - Virginia Evans

Design & Illustration © Express Publishing

Colour Illustrations: Tasso Sinerli

**Дули Дж., Эванс В.**

**Д73** Grammarway 1: Практическое пособие по грамматике английского языка /  
Пер. с англ. Г.И. Бардиной; под ред. О.В. Афанасьевой. М.: ЦентрКом, 2003. 144 с.: илл.

УДК 802.0  
ББК 81.2 Англ.

This Russian edition is published by arrangement with Express Publishing, UK.  
Издание на русском языке публикуется по соглашению с Express Publishing, UK.

All rights reserved. No part of this publication may be reproduced,  
stored in a retrieval system, or transmitted in any form, or by  
any means, electronic, photocopying or otherwise, without the  
*prior written permission of the publishers.*

Все права защищены. Полное или частичное воспроизведение  
этого издания в любой форме без письменного разрешения  
Express Publishing и ООО "Издательство ЦентрКом" запрещено.

© Jenny Dooley - Virginia Evans

© Design & Illustration. Express Publishing

© Перевод. ООО "Издательство ЦентрКом", 2000

ISBN 5-93390-004-4 (рус.)

ISBN 1-903128-88-9 (англ.)

Изд. лиц. ЛР № 066234 от 17.11.98.

ООО "Издательство ЦентрКом", 127055, Москва, Вадковский пер., 18а. Тел. (095) 787-9340 <http://www.centercom.ru>



# Содержание

Предисловие редактора перевода .....	4
Введение .....	5
Unit 1 Множественное число / Исчисляемые и неисчисляемые существительные .....	6
Unit 2 Личные местоимения в именительном падеже и глагол "To Be" .....	11
Unit 3 Артикли и "This – That – These – Those" .....	16
Unit 4 Конструкция "Have Got" и глагол "Can" .....	21
Unit 5 Выражение принадлежности .....	26
<b>Повторение 1 (Units 1 – 5) .....</b>	<b>32</b>
Unit 6 Настоящее продолженное время .....	34
Unit 7 Личные местоимения в объектном падеже и повелительное наклонение .....	39
Unit 8 Конструкция "There is – There are" и "Some – Any – No" .....	42
Unit 9 Настоящее простое время .....	47
Unit 10 Много / Немного / Мало [A lot of – Much – Many / (A) little – (A) few] ..	54
<b>Повторение 2 (Units 1 – 10) .....</b>	<b>58</b>
Unit 11 Прошедшее простое время ( Was / Were – Had) .....	60
Unit 12 Прошедшее простое время (правильные и неправильные глаголы) ....	66
Unit 13 Настоящее совершенное время .....	72
Unit 14 Предлоги .....	78
Unit 15 Способы выражения будущего .....	84
<b>Повторение 3 (Units 1 – 15) .....</b>	<b>90</b>
Unit 16 Прилагательные и наречия / Сравнения .....	92
Unit 17 Вопросы .....	98
Unit 18 Модальные глаголы .....	106
Unit 19 Инфинитив и "-ing"-форма / Слишком – Достаточно .....	114
Unit 20 Оба / Ни тот, ни другой – Все / Ни один (Both / Neither – All / None) ..	120
<b>Повторение 4 (Units 1 – 20) .....</b>	<b>123</b>
Неправильные глаголы .....	126
Словарь .....	127
Ответы к упражнениям .....	132



## Предисловие редактора перевода

Дорогие читатели!

Перед вами богато иллюстрированное пособие для начинающих изучать грамматику английского языка. Оно поможет вам освоить основы предмета. Это первая книга из серии “Grammarway”. Последующие три книги этой серии позволят вам последовательно, шаг за шагом разобраться в премудростях английской грамматики. Серия написана известными авторами – Вирджинией Эванс и Дженни Дули, перу которых принадлежат, в частности, курсы “Enterprise”, “Mission:FCE” и широко известная грамматика “Round-Up” (В. Эванс).

Английские грамматические термины и определения не всегда совпадают с теми, которые используются в преподавании английского языка в российской школе. Во избежание путаницы и недопонимания в некоторых случаях при переводе отдавалось предпочтение более привычной терминологии, принятой в нашей стране.

Хотя это пособие предназначено прежде всего для изучения грамматики, оно также поможет расширить ваш словарный запас, введет в ваш обиход многочисленные слова и выражения, которые отсутствуют в большей части базовых учебников, но постоянно звучат в современной английской речи. Регулярно занимаясь по этому пособию, вы сможете не только правильно употреблять изложенные в нем грамматические структуры, но и сделаете ваш устный и письменный английский язык идиоматичным и современным.

Успехов вам.

*О. Афанасьева*

# Введение

**Grammarway 1** является первой книгой из четырехуровневой серии иллюстрированных пособий по грамматике английского языка. Книга предназначена для школьников, начинающих изучать английскую грамматику. Она может быть использована как для самообразования, так и для занятий в классе, в качестве грамматического дополнения к любому курсу английского языка соответствующего уровня.

Цель данного пособия – помочь учащимся понять основные грамматические структуры английского языка. Эта цель достигается посредством исчерпывающего изложения теоретического материала в виде таблиц (боксов), использования функциональных примеров, сопровождающихся большим количеством фотографий и рисунков.

В книге **20 тематических разделов (Units)** \*.

Типичное содержание раздела:

- наглядное представление грамматической структуры,
- простое и краткое объяснение грамматической структуры,
- примеры из современного бытового английского языка и выражения для более официального употребления,
- упражнения для закрепления новых структур и приобретения навыков употребления корректных и уместных выражений в повседневных ситуациях,
- специальные устные и письменные увлекательные упражнения (activities), побуждающие к активному закреплению материала.

После каждого пяти разделов следует **“Повторение”**, содержащее дополнительные упражнения ко всем предшествующим разделам.

Отдельным приложением к книге служит **дополнительный иллюстративный материал (Picture Flashcards)**, предназначенный для живого, стимулирующего представления основных грамматических структур.

Авторы пособия придерживаются следующего принципа: каждая грамматическая структура должна быть сначала услышана, потом закреплена в устной и, наконец, в письменной форме. Основанная на использовании красочных визуальных стимулов, книга побуждает учащихся говорить прежде, чем писать, и дает возможность закреплять знания посредством выполнения множества увлекательных и полезных заданий.

**Руководство для преподавателя (Teacher's Book)**, являющееся отдельным приложением к учебнику, содержит:

- руководство по представлению теории каждого раздела,
- ответы к упражнениям,
- четыре теста, каждый в двух вариантах.

## Thanks

The authors would like to thank Rania Dunn, Anna Miller, Laura Houston, Jonathan Harrison and Steven Davies for their help in producing this book. Many thanks to E. Mavragani (art director) and V. Sipsi (assistant director). We would also like to thank those institutions and teachers who piloted the manuscript, and whose comments and feedback were invaluable in the production of the book.

\* Русскоязычное издание дополнительно содержит словарь и ответы к упражнениям.



# UNIT 1

## Plurals/Countable Nouns - Uncountable Nouns

### Образование множественного числа существительных



◆ Множественное число большей части существительных образуется путем добавления окончания **-s**.




◆ Существительные, оканчивающиеся на **согласную + y**, теряют **y** и приобретают **-ies**.



◆ К существительным, оканчивающимся на **-s, -ss, -sh, -ch, -x, -o**, добавляется **-es**.

*bus - buses, dress - dresses, brush - brushes, torch - torches, box - boxes* и т.д.



◆ Существительные, оканчивающиеся на **-f** или **-fe**, теряют соответственно **-f** и **-fe** и приобретают **-ves**.



**Но** некоторые существительные, оканчивающиеся на **-o**, приобретают только **-s**.

*radio - radios, piano - pianos, photo - photos, rhino - rhinos, hippo - hippos, video - videos* и т.д.


**Но** некоторые существительные, оканчивающиеся на **-f** или **-fe**, приобретают только **-s**.

*roof - roofs, giraffe - giraffes, cliff-cliffs* и т.д.

◆ К существительным, оканчивающимся на **гласную + y**, добавляется **-s**.



◆ Прилагательные во множественном числе не приобретают окончания **-s**.



**1** Напишите во множественном числе.

- |                               |                 |
|-------------------------------|-----------------|
| 1 lemon ... <i>lemons</i> ... | 7 glass .....   |
| 2 bus .....                   | 8 key .....     |
| 3 peach .....                 | 9 piano .....   |
| 4 cherry .....                | 10 potato ..... |
| 5 roof .....                  | 11 ball .....   |
| 6 fox .....                   | 12 book .....   |

Множественное число / Исчисляемые и неисчисляемые существительные



# Plurals/Countable Nouns - Uncountable Nouns

## ИСКЛЮЧЕНИЯ

Ряд существительных имеет особую форму множественного числа. Например:



child



children



man



men



woman



women



goose



geese



tooth




teeth



foot



feet



ox



oxen



mouse



mice



sheep



sheep



deer




deer

## 2 Напишите во множественном числе.

- |                              |                    |
|------------------------------|--------------------|
| 1 sheep ... <i>sheep</i> ... | 11 policeman ..... |
| 2 baby .....                 | 12 raspberry ..... |
| 3 child .....                | 13 sandwich .....  |
| 4 green leaf .....           | 14 mouse .....     |
| 5 old lady .....             | 15 photo .....     |
| 6 radio .....                | 16 cliff .....     |
| 7 ox .....                   | 17 pen .....       |
| 8 tall woman .....           | 18 watch .....     |
| 9 knife .....                | 19 big foot .....  |
| 10 toy .....                 | 20 nice book ..... |

## 3 Напишите во множественном числе.



- |                             |                 |
|-----------------------------|-----------------|
| 1 duck ... <i>ducks</i> ... | 7 giraffe ..... |
| 2 ostrich .....             | 8 deer .....    |
| 3 parrot .....              | 9 calf .....    |
| 4 swan .....                | 10 fox .....    |
| 5 turkey .....              | 11 mouse .....  |
| 6 dolphin .....             | 12 hippo .....  |

## 4 Впишите данные слова во множественном числе в соответствующую графу.

bicycle, bus, cherry, knife, man, glass, child, house, apple, box, baby, ball, tomato, ferry, leaf, tooth, goose, radio, cliff, dress, torch, city, wife, ox, deer, calf, fox, giraffe, watch, parrot, lady, wolf, dish, boy, woman, melon, sheep, armchair

-s	<i>bicycles,</i>
-es	<i>buses,</i>
-ies	<i>cherries,</i>
-ves	<i>knives,</i>
ИСКЛЮЧЕНИЯ	<i>men,</i>





Произношение


Окончания существительных во множественном числе произносятся как:

- ◆ /s/, если они оканчиваются на звуки /f/, /k/, /p/, /t/ или /θ/.  
cliffs, books, shops, cats, myths и т.д.
- ◆ /ɪz/, если они оканчиваются на звуки /s/, /ks/, /ʃ/, /tʃ/, /dʒ/, /z/ или /ʒ/.  
buses, foxes, brushes, torches, bridges, roses, mirages и т.д.
- ◆ /z/, если они оканчиваются на другие звуки.  
rooms, boys, pears, leaves, lemons, pianos и т.д.

**5** Сначала произнесите эти слова вслух в форме множественного числа, а затем впишите их в соответствующую графу.

desk, church, apple, dolphin, chair, hat, baby, dress, bird, ball, cliff, box, radio, shirt, rose, dish, roof, song, skirt, cherry, fox, bag, clock, glass, piano, onion, basket, bush, ferry, cage, key, myth, bus, flower, door, orange

/s/	desks,
/ɪz/	churches,
/z/	apples,



Исчисляемые и неисчисляемые существительные

- ◆ **Исчисляемые существительные** обозначают то, что можно сосчитать (*one apple, two apples*). Они имеют формы единственного и множественного числа. Перед существительным в единственном числе употребляется **a**, если оно начинается с согласного звука (b, d, p и т.д.), и **an**, если существительное начинается с гласного звука (a, e, i, o, u).



a flower



three flowers



an apple



two apples

- ◆ **Неисчисляемые существительные** обозначают то, что нельзя сосчитать. Как правило, они не имеют формы множественного числа. К ним относятся существительные, обозначающие:

**еду:** cheese, butter, meat, salt, pepper, bacon, bread, chocolate, honey, jam и т.д.

**жидкости:** coffee, milk, water, tea, wine, lemonade, petrol, oil и т.д.

**материалы:** gold, iron, silver, wood, paper и т.д.

**отвлеченные понятия:** beauty, love, happiness и т.д.

**другое:** hair, money, news, snow, furniture, weather, advice и т.д.

- ◆ С неисчисляемыми существительными мы употребляем **some**, а не **a** или **an**. Мы употребляем **some** также и с исчисляемыми существительными, но только во множественном числе.



some cheese  
not: ~~a cheese~~




some bananas

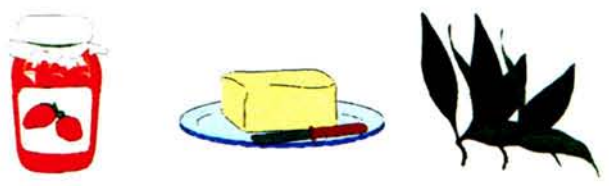


# Plurals/Countable Nouns - Uncountable Nouns

**6** Впишите *a, an* или *some*.



- 1 *some* meat    2 .... orange    3 ... chocolate



- 4 ..... jam    5 ..... butter    6 ..... leaves



- 7 ..... soup    8 ..... egg    9 ..... coffee



- 10 .. elephant    11 ..... milk    12 ..... cups



- 13 ... lemons    14 ..... bread    15 ..... doll

**7** Впишите *a, an* или *some*. Какие из этих существительных исчисляемые, а какие - неисчисляемые?

- |                          |                 |                  |
|--------------------------|-----------------|------------------|
| 1 .. <i>a</i> .. biscuit | 7 .... armchair | 13 ..... money   |
| 2 ..... tea              | 8 ..... plate   | 14 ..... watches |
| 3 ..... carrot           | 9 ..... chair   | 15 ..... salt    |
| 4 ..... ring             | 10 .... pepper  | 16 ..... honey   |
| 5 ..... bread            | 11 ..... cat    | 17 ..... water   |
| 6 ..... boxes            | 12 ..... dress  | 18 ..... advice  |

Для указания количества того, что обозначают некоторые неисчисляемые существительные, перед ними можно поставить следующие слова: *jar, bottle, piece, loaf, cup, bar, glass, kilo, carton, bowl, can, jug, slice, tin, packet* и т.д.



**8** Соедините слова, как показано на примере.

a glass of	→	chocolate
a slice of	→	Coke
a bar of	→	bread
a tin of	→	lemonade
a carton of	→	beans
a piece of	→	tea
a bottle of	→	orange juice
a cup of	→	cake
		coffee
		wine
		soap



**9** Письменно ответьте на вопрос сколько?



1 .. *two cups of coffee* .. 2 ..



3 ..... 4 ..



5 ..... 6 ..

**10** Укажите количество.

- 1 some Coke - two *glasses/bottles/cans of Coke*
- 2 some bread - three .....
- 3 some chocolate - four .....
- 4 some water - five .....
- 5 some cheese - two .....
- 6 some meat - three .....
- 7 some wine - eight .....
- 8 some salmon - four .....
- 9 some milk - ten .....
- 10 some soap - four .....

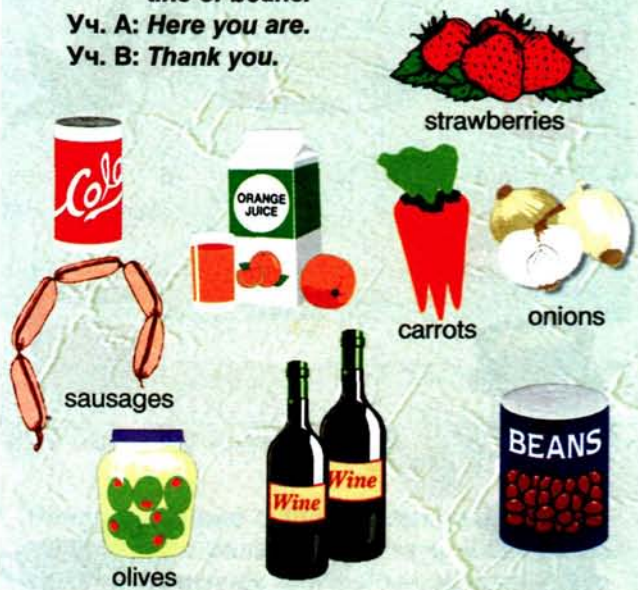
**11** В каждой группе существительных обведите неисчисляемое.

- 1 urniture chair, table, desk
- 2 potato, carrot, tomato, soup
- 3 coffee, cup, glass, jug
- 4 sheep, meat, ox, calf
- 5 apple, strawberry, chocolate, cherry
- 6 glass, bottle, can, soda
- 7 loaf, slice, bread, piece
- 8 wood, tree, leaf, flower

УСТНО

Выполните задание в парах. Один из вас – бакалейщик, другой – покупатель. Составьте диалоги, используя картинки. Например:

Уч. А: Hello! Can I help you?  
 Уч. В: Yes please. I need a kilo of strawberries and two kilos of carrots.  
 Уч. А: Anything else?  
 Уч. В: Yes. A carton of orange juice and two tins of beans.  
 Уч. А: Here you are.  
 Уч. В: Thank you.



ПИСЬМЕННО

Вы пригласили в гости 10 человек. Используя картинки из устного задания и ваши собственные идеи, составьте список покупок для вечеринки.





## Subject Pronouns/The Verb "To Be"

### Личные местоимения в именительном падеже

Личные местоимения в именительном падеже могут употребляться перед глаголом вместо существительного или имени собственного. К ним относятся:

Единственное число

I  
you  
he, she, it

Множественное число

we  
you  
they

◆ Мы говорим **he** о мужчине или мальчике.



man ⇒ **he**



boy ⇒ **he**

◆ Мы говорим **she** о женщине или девочке.



woman ⇒ **she**



girl ⇒ **she**

◆ Мы говорим **it** о предмете или животном, пол которого неизвестен. Когда говорим о своих домашних питомцах или других животных, пол которых известен, мы можем использовать **he** или **she**.



car ⇒ **it**



bear ⇒ **it**

◆ Для обозначения людей, животных, растений и предметов во множественном числе мы говорим **they**.



man and woman ⇒ **they**



roses ⇒ **they**

1

Впишите **he, she, it** или **they**.



1 ...**they**...



2 .....



3 .....



4 .....



5 .....



6 .....



7 .....



8 .....



9 .....

2

Впишите **he, she, it, we, you** или **they**.

- |                              |                          |
|------------------------------|--------------------------|
| 1 Tony ..... <b>he</b> ..... | 9 Mary and you .....     |
| 2 mice .....                 | 10 woman .....           |
| 3 ring .....                 | 11 Mr and Mrs Smith .... |
| 4 Anna .....                 | 12 dishes .....          |
| 5 Sam and I .....            | 13 Jenny .....           |
| 6 cats .....                 | 14 boys .....            |
| 7 man .....                  | 15 elephant .....        |
| 8 balls .....                | 16 brush .....           |

Личные местоимения в именительном падеже и глагол "To Be"







# Subject Pronouns/The Verb "To Be"

**5** Заполните пропуски, как показано на примере.

Полная форма

Краткая форма

- |                                  |                               |
|----------------------------------|-------------------------------|
| 1 I ... <i>am</i> ... a student. | I .. <i>'m</i> ... a student. |
| 2 We ..... from Spain.           | We ..... from Spain.          |
| 3 He ..... not a doctor.         | He ..... a doctor.            |
| 4 You ..... a singer.            | You ..... a singer.           |
| 5 She ..... an actress.          | She ..... an actress.         |
| 6 It ..... a watch.              | It ..... a watch.             |
| 7 They ..... not painters.       | They ..... painters.          |
| 8 I ..... not tall.              | I ..... tall.                 |

Единственное число

Множественное число

I am	→	We are
You are	→	You are
He/She/It is	→	They are

**6** Напишите во множественном числе.

- |                         |                                |
|-------------------------|--------------------------------|
| 1 She is a girl.        | ... <i>They are girls</i> .... |
| 2 He is a teacher.      | .....                          |
| 3 It is a deer.         | .....                          |
| 4 I am a boy.           | .....                          |
| 5 She is a policewoman. | .....                          |
| 6 It is a giraffe.      | .....                          |
| 7 I am a baker.         | .....                          |
| 8 He is a man.          | .....                          |
| 9 You are a child.      | .....                          |
| 10 It is a box.         | .....                          |

## Краткие ответы

Краткими ответами называются ответы на вопросы, начинающиеся с глагольной формы *is / are*; в кратком ответе содержание вопроса не повторяется. Употребляется только *Yes* или *No*, далее личное местоимение в именительном падеже и глагольная форма *is (isn't) / are (aren't)*. Например: *Are you British? No, I'm not.*

Are you ...?	Yes, I am / we are. No, I'm not / we aren't.
Is he/she/it ...?	Yes, he/she/it is. No, he/she/it isn't.
Are they ...?	Yes, they are. No, they aren't.

**7** Напишите вопросы и ответы, как показано на примере.



- 1 ...*Are they* singers?  
...*No, they aren't*....  
...*They're* dancers.



- 2 ..... a waiter?  
.....  
.....



- 3 ..... apples?  
.....  
..... tomatoes.



- 4 ..... a bear?  
.....  
..... a bird.



- 5 ..... a teacher?  
.....  
..... a photographer.



- 6 ..... flowers?  
.....  
.....

# UNIT 2

## Subject Pronouns/The Verb "To Be"

**8** (i) Используя таблицу, ответьте на вопросы.

Paul	England	34	writer
Rosa	Italy	30	actress
Chin	China	25	teacher
Mei	China	25	teacher

Where **is** Paul/Rosa from?  
 How old **is** he/she?  
 What **is** his/her job?

Where **are** Chin and Mei from?  
 How old **are** they?  
 What **are** their jobs?

(ii) А теперь впишите *is/isn't, are/aren't*.

- Paul *is* from England. He ..... from China. He ..... 34 years old. He ..... a writer.
- Rosa ..... from Italy. She ..... 15 years old. She ..... 30 years old. She ..... an actress. She ..... a writer.
- Chin and Mei ..... from China. They ..... from Italy. They ..... 25 years old. They ..... teachers. Now, write about yourself: I .....



**9** Исправьте ошибки.

- Sarah and I am sisters.
- Ben and Tim is at school.
- Horses and cows is animals.
- England are a country.
- Tim are from America.

**10** Используя рисунки, впишите *is/isn't, are/aren't* и соответствующие личные местоимения *he, she, it* или *they*.



- Alice **is** a teacher. **Is** she old? No, **she isn't**. **She is** young.



2 Greg and Bob ..... naval officers. .... at home now? No, ..... at work.



3 George ..... a businessman. .... poor? No, ..... rich.



4 This ..... a musical instrument. .... a trumpet? No, ..... a saxophone.

**11** Используя рисунки, напишите вопросы и ответы, как показано на примере.



- |   |  |
|---|--|
| 1 (new/old)<br>..Is it new?.....<br>..No, it isn't new.<br>..It is old..... | 4 (weak/strong)<br>.....<br>.....<br>..... |
| 2 (ugly/beautiful)<br>.....<br>.....<br>.....                               | 5 (slow/fast)<br>.....<br>.....<br>.....   |
| 3 (short/tall)<br>.....<br>.....<br>.....                                   | 6 (sad/happy)<br>.....<br>.....<br>.....   |



## УСТНО

Учитель назначает ведущего. Ведущий выбирает себе профессию, представленную на одной из картинок, и записывает ее на листке бумаги. Другие ученики задают вопросы, чтобы узнать, кто он по профессии. Тот, кто отгадает, становится ведущим.

Например: (Ведущий выбирает "porter")

Уч. 1: *Are you a doctor?* Ведущий: *No, I'm not.*  
 Уч. 2: *Are you a teacher?* Ведущий: *No, I'm not.*  
 Уч. 3: *Are you a porter?* Ведущий: *Yes, I am.*



policeman      doctor      nurse      teacher



porter      waitress      painter



postman      singer      cook



athlete      dancer

## ПИСЬМЕННО

Прочтите информацию об этих двух людях. Затем вставьте пропущенные слова.



**Name:** Pierre  
**Surname:** Delon  
**Age:** 17  
**Job:** Student, St Martin's College  
**Nationality:** French



**Name:** Nora  
**Surname:** Milton  
**Age:** 49  
**Job:** Secretary, Star TV Channel  
**Nationality:** Canadian

..... Pi re Delon. He is 17. He is a ..... at St Martin's College. He is .....

..... Nora Milton. She is ..... She is a secretary at Star TV ..... She ..... Canadian.

Теперь приведите данные о себе.



**Name:**  
**Surname:**  
**Age:**  
**Job:**  
**Nationality:**

Теперь напишите о себе:

I am .....  
 .....  
 .....



# UNIT 3

## Articles/This-That-These-Those

### Неопределенный артикль "A / An"

Неопределенный артикль **a / an** употребляется перед исчисляемыми существительными в единственном числе. Перед существительными, начинающимися с согласного звука, употребляется **a**, а перед существительными, начинающимися с гласного, – **an**.



*a dolphin*

*a university* (согласный звук)

*a house* (согласный звук)



*an elephant*

*an umbrella* (гласный звук)

*an hour* (h – немой звук)

Мы употребляем "a / an"

- с исчисляемыми существительными в единственном числе, когда хотим сказать, кем или чем является данный объект, либо хотим указать чью-то профессию.



*It is a dog.*



*She is a doctor.*

Мы не употребляем "a / an"

- с неисчисляемыми существительными или существительными во множественном числе. В этом случае можем использовать слово **some**.

*some chocolate*

*some eggs*

- перед прилагательным, после которого **не следует** существительное. **НО** в противном случае перед прилагательным, начинающимся с согласного звука, употребляется **a**, а перед прилагательным, начинающимся с гласного, – **an**.



*It is a car. It is fast.*

*It is a fast car.*

*It is also an expensive car.*

1

Сначала произнесите вслух, а потом напишите **a** или **an**.



1 ...a... leopard



2 ..... astronaut



3 ..... rabbit



4 ..... old house



5 ..... helicopter



6 ..... owl



7 ..... aeroplane



8 ..... pineapple

### УСТНО

Сначала убедитесь в том, что можете назвать все эти предметы по-английски. Затем посмотрите на картинку в течение минуты. После этого, закрыв учебник, назовите как можно больше предметов, употребляя **a** или **an**.





## Определенный артикль "The"



*Dogs are clever animals.  
Dogs run fast.*



*The dog in the picture is big.  
The dog's name is Buddy.*

Определенный артикль **the** употребляется с существительными как в единственном, так и во множественном числе. Например: *the girl, the men, the house.*

### Мы употребляем *the*

- ◆ перед существительными, когда говорим об определенном предмете (объекте). Например, когда упоминаем предмет не в первый раз либо он уже известен собеседнику по ситуации. Другими словами, когда можно ответить на вопросы "Who?" (Кто именно?) или "Which" (Какой/ая/ое именно? / Который/ая/ое?).



*I can see a car. The car is red. (Какая именно машина? Та самая, которую мы видим на картинке.)*

- ◆ перед существительными, обозначающими уникальные объекты.  
*the earth, the sky, the sun, the Parthenon, the Taj Mahal*
- ◆ перед названиями рек, морей, океанов, горных массивов, пустынь, групп островов, штатов.  
*the Nile, the Mediterranean, the Atlantic, the Alps, the Sahara, the Bahamas, the USA*
- ◆ перед названиями музыкальных инструментов в сочетаниях типа:  
*to play the piano, ... the guitar, ... the violin*
- ◆ перед национальностями и фамилиями, когда говорим о всем семействе.  
*the Chinese, the Italians, the Smiths, the Browns*
- ◆ перед существительными *morning, afternoon, evening* в определенных сочетаниях.  
*I go to school in the morning.*

### Мы не употребляем *the*

- ◆ с существительными во множественном числе, когда мы говорим о чем-то вообще.  
*Lions are wild animals. (Какие львы? Все львы вообще.)*
- ◆ с именами собственными.



*This is Jane.*

- ◆ с существительными – названиями приемов пищи (*breakfast, lunch, dinner* и т.д.) и играми, видами спорта (*golf, tennis, basketball* и т.д.).



*Tennis is an exciting sport.*

- ◆ с существительными, если перед ними стоят указательные местоимения *this, that, these* или *those*.  
*this car, those bicycles* А не : *This ~~the~~ car*
- ◆ с существительными *school, church, bed, hospital, prison, home*, если мы имеем в виду только их предназначение, а не конкретное здание или предмет.  
*John goes to school at 8:30 in the morning.*  
(Джон учится в школе.)



Произношение

*The* произносится как /ðə/ перед словами, начинающимися с согласного звука (*the glass, the baby*).

*The* произносится как /ði:/ перед словами, начинающимися с гласного звука (*the egg, the apple*).

**2** Сначала впишите слова в соответствующую графу, затем прочтите их вслух вместе с артиклем.

car, roof, onion, girl, book, ox, actress, bus, key, apple, orange, elephant, knife, umbrella, watch, owl

The /ðə/	The /ði:/
...car...	...onion...
.....	.....
.....	.....
.....	.....

**3** Впишите *the*, где это необходимо.

- |                             |                        |
|-----------------------------|------------------------|
| 1 ... <i>the</i> ... Amazon | 6 ..... earth          |
| 2 (to play)..... guitar     | 7 ..... Pacific        |
| 3 ..... Turks               | 8 ..... sky            |
| 4 ..... tennis              | 9 (to have)..... lunch |
| 5 ..... Sahara              | 10 ..... USA           |

**4** Впишите *the*, где это необходимо.

- 1 ...*The*... book in the picture is red.
- 2 ..... sea is blue.
- 3 ..... Mike is a good student.
- 4 ..... Mississippi is a long river in America.
- 5 ..... basketball is a nice game.

**5** Вставьте *a, an* или *the*, где это необходимо.

- 1 ...*The*... Acropolis is in ..... Athens.
- 2 I have got ..... umbrella.
- 3 ..... Sophia is from ..... Italy. .... Italians are nice people.
- 4 Mr Smith is ..... teacher. He is in ..... classroom now.
- 5 ..... Sally is ..... actress. She is ..... good actress.
- 6 ..... New York is in ..... USA.

**6** Исправьте ошибки.

- 1 Jane is an painter.
- 2 I have got an uniform.
- 3 Helen isn't at the home.
- 4 The Pyramids are in the Egypt.
- 5 It is a hourglass.
- 6 The Mark is a student.
- 7 I have got a milk.
- 8 It is an house.
- 9 An earth is a planet.
- 10 They have got a old car.

**7** Впишите *the*, где это необходимо.

- 1 ..... horses are lovely animals.
- 2 ..... cheese is in ..... fridge.
- 3 "We usually go to ..... Spain for our summer holidays." "Really? We like to stay in England."
- 4 ..... water is very dirty. You can't swim here.
- 5 "Where are ..... children?" "They are playing in ..... garden."

**8** Вставьте *a, an* или *the*, где это необходимо.

- a Jim is from 1) ..... Scotland. He's got 2) ..... two brothers and 3) ..... sister. They live with their mother and father in 4) ..... big house in 5) ..... countryside. Jim has lots of hobbies. He likes 6) ..... football and he plays 7) ..... guitar. He has 8) ..... red bicycle. Every day he takes his dog for 9) ..... walk in 10) ..... park. His dog's name is 11) ..... Spot.

- b Clare lives in 1) ..... Liverpool. She is 2) ..... secretary. She works in 3) ..... office. She goes to work in 4) ..... morning. She starts work at 9.00 and she goes 5) ..... home at 5.00 in 6) ..... evening. She likes her job because her boss is 7) ..... kind man.





Articles/This-That-These-Those

This / That / These / Those



A: **These** flowers are for you, Miss.  
 B: Thank you, Tom.  
 C: And **this** apple is for you, Miss.  
 B: Oh, thanks, Kim.



A: What's **that**, Mum?  
 B: It's a farmhouse.  
 A: And what are **those**?  
 B: They're cows. They give milk.

**This / These** используются, когда говорят о находящихся вблизи (можно потрогать) людях, животных или предметах либо указывают на них.

**That / Those** используются, когда говорят о находящихся далеко (но можно видеть или слышать) людях, животных или предметах либо указывают на них.

Примечание. Когда спрашивают: *What's this?* / *What are these?* / *What's that?* / *What are those?* отвечают: *It is (It's)* или *They are (They're)*.

Например: *What's this / that? It's an umbrella.*

Но не: ~~This / That~~ is an umbrella.

What are **these / those**? **They're** hats.

Но не: ~~These / Those~~ are hats.

Краткие ответы

Отвечая на вопросы: *Is this...?* / *Is that...?* / *Are these...?* / *Are those...?*, мы используем краткие ответы: *Yes, it is.* / *No, it isn't.* / *Yes, they are.* / *No, they aren't.* Но не: ~~Yes, this / that is.~~ или ~~No, this / that isn't.~~ и т.д.

Is this a camera? Yes, it is./No, it isn't.

Are these sunglasses? Yes, they are./No, they aren't.

Is that a helicopter? Yes, it is./No, it isn't.

Are those birds? Yes, they are./No, they aren't.

9 Вставьте *this is, that is, these are* или *those are*.



1 **These are** my shoes.



2 ..... an eagle.



3 ..... balloons.



4 ..... my hat.



5 ..... palm trees.



6 ..... my books.

10 Вставьте *it's, they're* или *what's*.



Billy: Look Dad! 1) ...**What's**... that?  
 Dad: 2) ..... a scorpion. Scorpions are very dangerous.  
 Billy: And what are those?  
 Dad: Those? 3) ..... camels.  
 Billy: 4) ..... that?  
 Dad: 5) ..... a snake.  
 Billy: It's horrible! And who are those people over there?  
 Dad: 6) ..... Bedouin. They live in tents in the desert.  
 Billy: They look strange!



**11** Вставьте *this, that, these* или *those* в сочетании с одним из указанных слов.

flowers, clock, man, cake, shoes, car



УСТНО

Семья Браунов показывает своему другу фотографии, сделанные во время кругосветного путешествия. Выполните задание в парах. Задайте вопросы по этим фотографиям и ответьте на них, как показано ниже.

Уч. А: *What's this?*  
Уч. В: *It's the Colosseum.*



1 the Colosseum

2 the Eiffel Tower



3 the Statue of Liberty

4 gondolas



5 a castle

6 a windmill



7 palm trees

8 the Pyramids



# The Verbs "Have Got" - "Can"

## "Have (got)"



What **have** they got?  
They've **got** roller blades. They **haven't got** skateboards.



A bird **has got** a beak, a tail and wings.



**Has** she got long hair?  
No, she **hasn't**.  
She's **got** short hair.



She **has got** a headache.

**Have (got)** используется:

- а) чтобы показать, что что-то принадлежит кому-то. Например: *He's got a ball.*
- б) при описании людей, животных или предметов. Например: *She's got blue eyes.*
- в) в следующих высказываниях: *I've got a headache, I've got a temperature, I've got a cough, I've got toothache, I've got a cold, I've got a problem.*

### Утверждение

### Отрицание

### Вопрос

Полная форма

Краткая форма

Полная форма

Краткая форма

I have (got)  
You have (got)  
He has (got)  
She has (got)  
It has (got)  
We have (got)  
You have (got)  
They have (got)

I've (got)  
You've (got)  
He's (got)  
She's (got)  
It's (got)  
We've (got)  
You've (got)  
They've (got)

I have not (got)  
You have not (got)  
He has not (got)  
She has not (got)  
It has not (got)  
We have not (got)  
You have not (got)  
They have not (got)

I haven't (got)  
You haven't (got)  
He hasn't (got)  
She hasn't (got)  
It hasn't (got)  
We haven't (got)  
You haven't (got)  
They haven't (got)

Have I (got)?  
Have you (got)?  
Has he (got)?  
Has she (got)?  
Has it (got)?  
Have we (got)?  
Have you (got)?  
Have they (got)?

1  guitar	2  long tail	3  cold
4  fishing rods	5  long hair	6  stripes

1

Сначала устно, а потом письменно ответьте на вопрос: **What have they got?**

- 1 *He has got a guitar.*
- 2 .....
- 3 .....
- 4 .....
- 5 .....
- 6 .....



**2** Вставьте *have got* или *has got*. Затем напишите вопросы и отрицательные ответы на них. Например:

- Steven ...*has got*... a new car.  
...*Has Steven got*... a bicycle?  
...*No, Steven hasn't got a bicycle*...
- Sally ..... an umbrella.  
..... a hat?  
.....
- Anna and Tom ..... a parrot.  
..... a horse?  
.....
- The table ..... four legs.  
..... three legs?  
.....
- They ..... a white cat.  
..... a black cat?  
.....
- The dog ..... a long tail.  
..... a short tail?  
.....
- Mike ..... a computer.  
..... a camera?  
.....
- Julie ..... a big house.  
..... a small house?  
.....

**3** Выполните задание в парах. Используя таблицу, придумайте вопросы и ответы с *have / has got* и *haven't / hasn't got*. Например:

- Уч. А: *Have you got a calculator?*  
Уч. В: *Yes, I have.*  
Уч. А: *Have your parents got a jeep?*  
Уч. В: *No, they haven't.*

You	Your Parents	Your Brother/Sister
 calculator	 jeep	 motorbike
 pet	 computer	 video camera
 bicycle	 mobile phone	 guitar

Примечание. *It's got* = It has got / *Tom's got* = Tom has got / *It's* = It is

### Краткие ответы

В кратких ответах мы используем только *Yes* или *No*, личное местоимение в именительном падеже и глагол *have (haven't) / has (hasn't)*. *Got* в ответе опускается.

Например: *Have you got a car? Yes, I have.*

Have you got ... ?	Yes, I/we have. No, I/we haven't.
Has he/she/it got ... ?	Yes, he/she/it has. No, he/she/it hasn't.
Have they got ... ?	Yes, they have. No, they haven't.

**4** Составьте из слов предложения и напишите их, употребляя полную форму глагола, как показано на примере.







- she's/hair/blonde/got  
*She has got blonde hair.*
- a / got / Tony's / red / ball  
.....
- goldfish / seven / got / he's  
.....
- a / it's / kite / yellow  
.....
- a / got / they've / car / new  
.....
- big / a / it's / house  
.....



# The Verbs "Have Got" - "Can"

5

Напишите вопросы и ответы, как показано на примере.

1  (boy/doll)	2  (woman/blonde hair)	3  (they/briefcases)
4  (lady/umbrella)	5  (giraffe/short neck)	6  (they/drums)

- 1 ...Has the boy got a doll?...  
...No, he hasn't. He's got a teddy bear...
- 2 .....
- 3 .....
- 4 .....
- 5 .....
- 6 .....

6

Завершите предложения, используя have / has got или haven't / hasn't got и одно из предложенных слов или словосочетаний.

a lot of pets, a headache, four legs, toothache, her glasses, a balcony, enough money, sharp teeth

- 1 I don't feel very well. I've got a headache.
- 2 It's a nice flat but it .....
- 3 Most animals .....
- 4 Katy likes animals. She .....
- 5 I'm going to call the dentist. I .....
- 6 Grandma can't read the letter. She .....
- 7 Sharks .....
- 8 We must go to the bank. We .....

## УСТНО

Выполните задание в парах. Используя картинки и подсказки, задайте вопросы и ответьте на них. Например:

Уч. А: Has Fiona Smith got a cheap car?  
Уч. В: No, she hasn't. She's got an expensive car.

- |                             |                              |
|-----------------------------|------------------------------|
| 1 (Fiona Smith/cheap car)   | 5 (Fiona Smith/many jewels)  |
| 2 (Mary Newton/small house) | 6 (Mary Newton/a yacht)      |
| 3 (Fiona Smith/a tent)      | 7 (Fiona Smith/a big house)  |
| 4 (Mary Newton/a watch)     | 8 (Mary Newton/many dresses) |



Name: Fiona Smith  
Job: actress



Name: Mary Newton  
Job: typist



a big house



a small house



many dresses



many jewels



a watch



many T-shirts



an expensive car



a cheap car



a yacht



a tent

## ПИСЬМЕННО

Напишите о Фионе Смит и Мэри Ньютон. Например:

Fiona Smith has got a big house but Mary Newton hasn't. She's got a small house. ....



Глагол "Can"



Can they ride a horse?  
Yes, they can.  
They can ride a horse.



Can we play on the computer, please?

Глагол **can** имеет одну и ту же форму для всех лиц как в единственном, так и во множественном числе. За ним всегда (за исключением вопросов и кратких ответов) следует смысловой глагол. Мы употребляем **can** для того, чтобы:


- а) выразить способность совершить какое-либо действие. Например: *I can sing.*
- б) попросить кого-то сделать что-либо для нас. Например: *Can you open the door, please?*
- в) попросить дать нам что-либо. Например: *Can I have a piece of cake, please?*
- г) попросить разрешения сделать что-либо. Например: *Can we play on the computer, please?*

Утверждение	Отрицание		Вопрос
	Полная форма	Краткая форма	
I can walk You can walk He can walk She can walk It can walk We can walk You can walk They can walk	I cannot walk You cannot walk He cannot walk She cannot walk It cannot walk We cannot walk You cannot walk They cannot walk	I can't walk You can't walk He can't walk She can't walk It can't walk We can't walk You can't walk They can't walk	Can I walk? Can you walk? Can he walk? Can she walk? Can it walk? Can we walk? Can you walk? Can they walk?

Примечание. Отрицательная форма *cannot* пишется слитно.

**7** Используя картинки, составьте вопросы и ответы. Например:

Уч. А: *What can he do?*  
Уч. В: *He can ski.*



**8** Составьте правильные по смыслу предложения, используя *can* или *can't*.

- 1 An artist / paint pictures *An artist can paint pictures.*
- 2 A cat / fly *A cat can't fly.*
- 3 A monkey / climb trees .....
- 4 A leopard / run fast .....
- 5 A pilot / fly an aeroplane .....
- 6 A dog / talk .....
- 7 A fish / walk .....
- 8 An elephant / fly .....
- 9 A baker / make bread .....
- 10 A hamster / ride a bicycle .....



# The Verbs "Have Got" - "Can"

## Краткие ответы

Can I/you/he и т.д. ...? Yes, I/you/he и т.д. can.  
No, I/you/he и т.д. can't.

9

Отметьте галочкой (✓), что вы можете делать, и крестиком (x), что не можете. Затем спросите своего партнера, что он (она) может или не может делать. А потом расскажите классу, что вы и ваш партнер можете делать и что не можете.  
Например:

*I can speak English, cook spaghetti and draw but I can't play a musical instrument, drive a car or type. My friend Maria ...*

	I	My friend
play a musical instrument		
speak English		
cook spaghetti		
drive a car		
draw		
type		

10

Вставьте *Can you* или *Can I* в сочетании с одним из предложенных глаголов.

*borrow, carry, have, help*



4



## УСТНО

Джим Лотон – каскадер. Он может выполнять многие опасные трюки, но не может делать некоторые простые вещи. Выполните задание в парах. Используя картинки, задайте вопросы и ответьте на них. Например:

Уч. А: Can he drive a racing car?  
Уч. В: Yes, he can.



## ПИСЬМЕННО

Джиму Лотону не повезло. Он сломал ногу.

а) Что он не может делать? Используйте следующие глаголы и напишите предложения, употребляя *can't*.

drive - jump - dive - climb

Например: He can't drive a racing car.

б) Что Джим может делать? Используйте следующие глаголы и напишите предложения, употребляя *can*.

read - talk - write - watch - listen (to)

Например: He can read a magazine.



# UNIT 5

## Possessives

### Притяжательный падеж



This is John.  
These are John's parents.  
John's ball is white.



This is Mary and Tony's dog.



Jill's bicycle is red.  
Bob's bicycle is blue.  
These are Jill's and Bob's bicycles.

- ◆ Притяжательный падеж используется для того, чтобы: а) показать, что что-то принадлежит кому-то. Например: *Mary's bag*. б) указать, как связаны двое или более людей. Например: *Tom's uncle*. в) назвать место, где люди работают, живут и т.п. Например: *He's at the baker's*. (= *He's at the baker's shop.*) *They are at Bob's*. (= *They are at Bob's house.*)
- ◆ Притяжательный падеж образуется с помощью 's (апостроф и s). Например: *Jim's flat*. Для неодушевленных предметов выражение принадлежности обычно образуется с помощью предлога *of*.



the cat's tail



the legs of the table

- ◆ К существительным в единственном числе и именам собственным прибавляется 's. Например: *the boy's ball*, *Emily's car*. Когда имя собственное оканчивается на -s, прибавляется либо 's, либо только апостроф ('). Например: *Doris's hat* или *Doris' hat*
- ◆ К существительным во множественном числе с окончанием -s прибавляется только апостроф ('). Например: *the girls' house*. К существительным, имеющим особую форму множественного числа, прибавляется 's. Например: *the men's boat*.

- ◆ Когда какой-то объект принадлежит двум или более людям, мы прибавляем 's только к последнему имени.



Paul and Tina's house.  
(Дом принадлежит им обоим.)

- ◆ Когда два или более объекта принадлежат двум или более людям и мы хотим показать, что каждый человек имеет свой собственный объект, мы добавляем 's к каждому имени.



Mary's and Sarah's roller skates.  
(Каждая девочка имеет собственные роликовые коньки.)

- ◆ Когда мы хотим узнать, кому что-то или кто-то принадлежит, мы используем вопросительное слово *whose*.



Whose horse is this?  
It's Helen's.



1 Задайте вопросы и ответьте на них, следуя примеру.



1 (car/Alan and Jane)  
...Whose car is this?  
It's Alan and Jane's...



2 (computer/Helen)  
.....  
.....  
.....



3 (gloves/the boxers)  
.....  
.....  
.....



4 (ball/the footballers)  
.....  
.....  
.....



5 (teddy bear/Janet)  
.....  
.....  
.....



6 (rackets/Ben and Rita)  
.....  
.....  
.....

## Произношение

Правила произношения **s** притяжательного падежа такие же, как и для существительных во множественном числе, то есть оно произносится как /s/, /ɪz/ или /z/.

/s/ /f/, /k/, /p/, /t/, /θ/

Cliff's, Frank's, Pat's

/ɪz/ /s/, /ʃ/, /tʃ/, /dʒ/, /z/, /ʒ/

Alice's, Trish's, Mitch's

/z/ после всех других звуков

the woman's, the boy's, the dog's

2 Распределите слова по колонкам в зависимости от звучания **s** притяжательного падежа и прочтите их вслух.

the girl, Tom, George, the cat, Beth, the child, Liz, Philip, Scott

/s/	/ɪz/	/z/
		the girl's

3 Выберите более корректный вариант.

- ..... are green.  
A The eyes of Helen    B Helen's eyes  
C Helens' eyes
- ..... is old.  
A My father's car    B My fathers' car  
C The car of my father
- ..... are dirty.  
A The shoes of the girls    B The girls' shoes  
C The girls shoes
- This is ..... hamster.  
A Peter    B Peters'    C Peter's
- Is this ..... ?  
A Melanies' house    B Melanie's house  
C the house of Melanie
- ..... is Pippin.  
A My cat's name    B My cats' name  
C My cats name
- ..... are red.  
A The trees leaves    B The tree's leaves  
C The leaves of the tree

**Примечание.** Tony's got = Tony has got  
He's a ... = He is a ...  
Tony's book = указание на притяжательный падеж

4 Указывает ли 's на притяжательный падеж или же это краткая форма is или has.

- Kim's got a pet.
- This is Mr Dixon's house.
- Look at Steve's shoes.
- She's in France.
- He's ten years old.
- Go to Mr Baker's shop.
- Feed Helen's rabbit.
- She's a doctor.
- Darren's hair is black.
- He's got a blue ball.



# UNIT 5

## Possessives

Притяжательные местоимения /  
Абсолютная форма притяжательных  
местоимений



A: Is this **your** wallet?  
B: No, it isn't **mine**.  
A: Whose is it, then?  
B: I think it's Simon's. **His** wallet is brown.



A: Simon, is this wallet **yours**?  
C: Yes, it's **mine**. Thanks.

Притяжательные местоимения	Абсолютная форма притяжательных местоимений
my	mine
your	yours
his	his
her	hers
its	— *
our	ours
your	yours
their	theirs

\* Примечание. У личного местоимения *it* нет абсолютной формы притяжательного местоимения.

◆ Притяжательные местоимения и абсолютная форма притяжательных местоимений показывают: а) принадлежность чего-то кому-то; б) отношения между двумя или большим числом людей.

После притяжательных местоимений следует существительное. После абсолютной формы притяжательных местоимений – нет.  
This is **my** bag. This bag is **mine**.  
That is **their** car. That car is **theirs**.

5

Напишите притяжательные местоимения и абсолютную форму притяжательных местоимений.

	Притяжательные местоимения	Абсолютная форма притяжательных местоимений
1 You	... <b>your</b> ...	... <b>yours</b> ...
2 Mary	.....	.....
3 Andy and Sally	.....	.....
4 Mike	.....	.....
5 Mark and I	.....	.....
6 John	.....	.....
7 Susan and Kate	.....	.....
8 Helen	.....	.....
9 the dog	.....	.....
10 Jim and you	.....	.....

6

Подчеркните нужное слово.

- This is our/ours car.
- Is this yours/your house?
- Whose is this umbrella? It's my/mine.
- That bicycle is hers/her.
- Are these their/theirs books?
- Whose are these boots? Are they your/yours?
- This is mine/my camera.
- Is that her/hers dog?
- These aren't our/ours pens. They are your/ yours.
- She's mine/my sister. Her/Hers name is Ann.

7

Заполните пропуски подходящими притяжательными местоимениями и словами из списка.

*homework, flat, honeymoon, handbag, car, parents, umbrella*

- Greg wants to buy a house. ...**His flat**... is too small.
- Gerry and Mary got married last week. They went to Hawaii for .....
- It's raining! Take ..... with you.
- I have to take the bus to work tomorrow. .... has got a flat tyre.
- Ann lost ..... when she was on holiday.
- My brother and I live in the city, but ..... live in the country.
- Billy left his books at school and now he can't do .....



**8** Посмотрите на картинки. Определите, кому эти предметы принадлежат. Составьте предложения, как показано на примере.



rackets

1 *These are the tennis players' rackets.  
These are their rackets.  
These rackets are theirs.*



spoons

2 .....

.....

.....



camera

3 .....

.....

.....



typewriter

4 .....

.....

.....




shoes

5 .....

.....

.....

**9** Посмотрите на генеалогическое древо и заполните пропуски в ответах, используя притяжательный падеж.



Who is Mike? He's 1) *...Linda's...* husband.  
 Who is Paul? He's 2) ..... and ..... son.  
 Who is Irene? She's 3) ..... and ..... daughter.  
 Who is Sarah? She's 4) ..... wife.  
 Who is Helen? She's 5) ..... and ..... mother.  
 Who is Tony? He's 6) ..... brother.

**10** Заполните пропуски подходящими притяжательными местоимениями.

Элен и Том отмечают пятидесятилетнюю годовщину своей свадьбы.

**Tom:** Are Linda and 1) *...her...* husband coming to 2) ..... party tomorrow night?  
**Helen:** Yes. 3) ..... daughter is coming too.  
**Tom:** Did you remember to invite James and 4) ..... wife?  
**Helen:** Yes, but I don't think 5) ..... sons are coming.  
**Tom:** Oh yes. Tony and 6) ..... brother are in Spain for the summer holidays.  
**Helen:** Shall we invite some of 7) ..... friends, then?  
**Tom:** Yes. Why not?



# UNIT 5

## Possessives

11

Составьте предложения, используя притяжательный падеж или of + существительное.



1 door/house/yellow  
The door of the house is yellow.



2 owl/eyes/round  
The owl's eyes are round.



3 nurse/uniform/white  
.....  
.....  
.....



4 handle/briefcase/small  
.....  
.....  
.....



5 kangaroo/tail/long  
.....  
.....  
.....



6 hands/clock/black  
.....  
.....  
.....



7 clown/clothes/funny  
.....  
.....  
.....



8 leaves/rose/green  
.....  
.....  
.....

12

Заполните пропуски в диалоге с помощью *my* или *your*. Воспроизведите диалог с партнером.

A: Good afternoon, officer.  
B: Good afternoon. How can I help you?  
A: I have lost 1) ...*my*... bag.  
B: What was in 2) ..... bag?  
A: 3) ..... purse, 4) ..... keys and 5) ..... passport.  
B: Okay. What is 6) ..... address, please?  
A: 7) ..... address is 24 Park Lane, London.  
B: And 8) ..... telephone number?  
A: It is 01-658-9254.  
B: That's all. Thank you, madam.  
A: Thank you very much. Goodbye.

13

Выберите нужное слово.

- Excuse me, is this pen ...*A*... ?  
A yours    B you    C your
- This is Sarah. .... is my sister.  
A She    B Hers    C Her
- Mr and Mrs Tate live next door. This is ..... dog.  
A ours    B his    C their
- Jason lives in a big house. It belongs to ..... father.  
A he    B his    C him
- We take ..... children to the park every afternoon.  
A our    B ours    C hers
- ..... are all going to the beach.  
A Their    B They    C Theirs



14

Заполните пропуски подходящими притяжательными местоимениями или абсолютной формой притяжательных местоимений.



15

Составьте предложения, расположив слова в правильном порядке.

- photo / this / is / yours
- hat / a / on / head / has / his / got / Phil
- record / cousin's / this / isn't / my
- socks / your / these / are / ?
- got / you / bag / my / have / ?
- is / long / it's / its / and / a / giraffe / neck

16

Исправьте ошибки.

- Mine room is big.
- The tail of the dog is long.
- The womens' dresses are red.
- Are those pencils your?
- That is Mike's and Helen's house.
- Whose are these rackets? They're their.
- This is hers book.
- Those are Rita and Jim's bicycles.
- Is that Kates' hat?
- The house's windows are green.

УСТНО

Выполните задание в парах. Используя таблицу, составьте вопросы и ответы. Например:

- Уч. А: What is Philippa's favourite hobby?  
Уч. В: Her favourite hobby is reading.
- Уч. А: What is Colin's favourite hobby?  
Уч. В: His favourite hobby is fishing.

	PHILIPPA	COLIN
Hobby	Reading	Fishing
Food	Pizza	Pizza
Film	"Batman"	"Superman"
Sport	Swimming	Swimming
Colour	Blue	Green

Теперь заполните следующую таблицу сведениями о себе. Задайте вопросы своему партнеру и запишите информацию о нем. Например:

- Уч. А: What is your favourite hobby?  
Уч. В: My favourite hobby is ..... .

	YOU	YOUR PARTNER
Hobby		
Food		
Film		
Sport		
Colour		

ПИСЬМЕННО

На основе предыдущего устного задания заполните пропуски, используя притяжательный падеж или притяжательные местоимения и абсолютную форму притяжательных местоимений.

Philippa and Colin are friends. They have hobbies. 1) ..... hobby is reading but 2) ..... is fishing. 3) ..... favourite food is pizza. Philippa and Colin like films. 4) ..... favourite film is "Batman" but 5) ..... is "Superman". They both enjoy sports. 6) ..... favourite sport is swimming. 7) ..... favourite colour is blue but 8) ..... is green.

А теперь по аналогии напишите о себе и своем друге. Начните так:

My favourite hobby is .....



# Revision 1 (Units 1 - 5)

## 1 Напишите во множественном числе.

- |                                 |                       |
|---------------------------------|-----------------------|
| 1 mouse ..... <i>mice</i> ..... | 6 book .....          |
| 2 this car .....                | 7 this watch .....    |
| 3 sheep .....                   | 8 child .....         |
| 4 that monkey .....             | 9 that umbrella ..... |
| 5 policeman .....               | 10 tooth .....        |

## 2 Укажите количество.

- Some milk. Two ...*glasses/cartons of milk*...
- Some Coke. Two .....
- Some jam. Two .....
- Some rice. Two .....
- Some tea. Two .....
- Some cheese. Two .....
- Some bread. Two .....
- Some dog food. Two .....

## 3 Вставьте нужное личное местоимение в именительном падеже и *am*, *is* или *are*.

- Terry: How old are you?  
Anne: ...*I am*... twelve.
- Kate: Where's my hat?  
Fred: ..... on the chair.
- Bill: Is Jack at home?  
Stan: No, ..... at school.
- Pat: Where are your cats?  
Marie: ..... in the garden.
- Paul: How is Liz?  
Jenny: ..... fine.
- Helen: Where are you from?  
Tim and Rick: ..... from the USA.

## 4 Вставьте *a*, *an* или *the*, где это необходимо.

- It's ...*a*... lovely day. Let's go to ..... beach.
- ..... Peter wants to be ..... astronaut.
- "Where are ..... students?" "They're in ..... classroom."
- ..... Mrs Peters is ..... old lady. She likes ..... music and she plays ..... cards with her friends.
- ..... moon isn't ..... planet.
- ..... French are nice people.

## 5 Вставьте *the*, где это необходимо.

- ...*The*... Thames is a river in ..... UK.
- I'm very tired. I want to go to ..... bed.
- My grandfather is ill. He's in ..... hospital.
- ..... British drink a lot of tea.
- ..... Helen is an excellent cook.
- He goes to ..... work in ..... evening. He's a night watchman.
- I'm going to ..... library. I want to borrow some books.
- ..... Alps are in ..... Switzerland.
- ..... Peter is at ..... school. He's taking an exam today.
- "Is ..... this car very expensive?" "Yes, it is."

## 6 Используя картинки, напишите, что есть у этих людей и что они могут делать.

 <p>1 car / drive</p>	 <p>2 book / read</p>
 <p>3 skis / ski</p>	 <p>4 camera / take photos</p>
 <p>5 ball / play rugby</p>	 <p>6 microphone / sing</p>

- ...*He has got a car. He can drive.*...
- .....
- .....
- .....
- .....
- .....



**7** Напишите вопросы и отрицательные ответы на них. Например:

- 1 They're Canadian.  
... *Are they Canadian?* ...  
... *They aren't Canadian.* ...
- 2 Susan has got a pet.  
.....  
.....
- 3 Bill can dive.  
.....  
.....
- 4 It's an old house.  
.....  
.....
- 5 They've got stamps.  
.....  
.....

**8** Вставьте нужные личные местоимения в именительном падеже и притяжательные местоимения.



Alison Bright is 1) *my*... cousin. 2) ..... is twenty years old. 3) ..... lives with 4) ..... family in a farmhouse in the country. 5) ..... house is old and very big. Alison's father is a farmer. 6) ..... job is very tiring. Alison helps 7) ..... father every day. 8) ..... start work early in the morning and finish late in the evening. Alison loves horses. 9) ..... favourite horse is "Sunshine". Alison is very happy with 10) ..... life on the farm.

**9** Подчеркните правильный вариант.

- 1 This is the dog's/dogs bone.
- 2 That's Dad's/Dads' car.
- 3 Those are the man's/mans gloves.
- 4 These are the girl's/girls' houses.
- 5 This is Linda's/Lindas hat.

**10** Перепишите предложения, как показано на примере.

- 1 This is my bag. ... *It is mine.* ...
- 2 These are her books. ... *They are hers.* ...
- 3 This is our car. ... It .....
- 4 Those are his shoes. ....
- 5 This is your cup. ....
- 6 Those are their skates. ....

**11** Выберите правильный ответ.

- 1 I am from ...*C*... England.  
A a                      B the                      C —
- 2 There is ..... book on the table.  
A —                      B a                      C an
- 3 There's ..... sugar in the bowl.  
A some                      B a                      C the
- 4 ..... apples are delicious!  
A This                      B These                      C That
- 5 There's ..... mouse in the cupboard!  
A some                      B an                      C a
- 6 ..... ring is very expensive.  
A Those                      B That                      C These
- 7 This is a ..... uniform.  
A soldier's                      B soldiers'                      C soldier
- 8 Andrew is two years old. He ..... spell his name.  
A can                      B can't                      C not
- 9 These are the ..... toys.  
A children                      B childrens'                      C children's
- 10 That ..... name is Melanie.  
A girls'                      B girl                      C girl's

**12** Исправьте ошибки.

- 1 There is a elephant in the garden.
- 2 That is Bill's car. It's him.
- 3 There are wolfs in the forest.
- 4 There's a bread on the table.
- 5 There's a money in my pocket.
- 6 They go to the school every day.
- 7 My bicycle has got two wheel.
- 8 She's got an book.



# UNIT 6

## Present Continuous



Is the sun shining?  
Yes, it is.  
Are the people swimming?  
No, they aren't.  
What are they doing?  
They're walking along the beach.



What are they doing now?  
They're sunbathing.

Настоящее продолженное время (present continuous \*) образуется с помощью вспомогательного глагола **to be** и смыслового глагола, к которому добавляется **-ing**.

\* Употребляется также термин present progressive.

Утверждение		Отрицание		Вопрос
Полная форма	Краткая форма	Полная форма	Краткая форма	
I am working	I'm working	I am not working	I'm not working	Am I working?
You are working	You're working	You are not working	You aren't working	Are you working?
He is working	He's working	He is not working	He isn't working	Is he working?
She is working	She's working	She is not working	She isn't working	Is she working?
It is working	It's working	It is not working	It isn't working	Is it working?
We are working	We're working	We are not working	We aren't working	Are we working?
You are working	You're working	You are not working	You aren't working	Are you working?
They are working	They're working	They are not working	They aren't working	Are they working?

### Правописание

- В глаголах, оканчивающихся на **-e**, опускается **-e** и прибавляется **-ing**.  
*write* ⇒ *writing* но *see* - *seeing*
- В глаголах, оканчивающихся на ударный слог с кратким гласным между двумя согласными, конечная согласная буква удваивается и прибавляется **-ing**.  
*begin* ⇒ *beginning*, *sit* ⇒ *sitting*,  
*swim* ⇒ *swimming* но *open* - *opening*
- В глаголах, оканчивающихся на **-l**, эта буква **l** удваивается и прибавляется **-ing**.  
*travel* ⇒ *travelling*
- В глаголах, оканчивающихся на **-ie**, опускается **-ie** и прибавляются **-y + ing**.  
*lie* ⇒ *lying*, *die* ⇒ *dying*

**1** Добавьте к этим глаголам **-ing** и впишите их в соответствующую графу.

walk, dance, swim, shop, lie, study, laugh, write, play, smoke, look, stop, sleep, die, run

+ ing	-ie ⇒ y + ing
<i>walking</i>	
-e ⇒ ing	двойная согласная + ing



# Употребление

Present continuous употребляется для выражения:

- действий, происходящих в момент речи,



*They are walking in the park now.*

- временных действий, происходящих в настоящий период времени, но не обязательно в момент речи.



*She is working hard these days. (Не в данный момент. Сейчас она зевает.)*

# Маркеры \* (Time Expressions)

Здесь и далее маркерами мы называем наречия и словосочетания, обозначающие время действия и чаще всего употребляющиеся с определенной временной формой глагола.

Маркерами present continuous являются: *now, at the moment, at present, these days* и т.д.

\* В русскоязычной учебной литературе употребляются также термины "Сигналы" и "Указатели времени".

## 2 Вставьте глаголы в форме present continuous.

- He ..... *is sitting* ..... (sit) at the desk.
- They ..... (play) football.
- She ..... (eat) dinner.
- You ..... (read) a book.
- The dog ..... (sleep).
- Ann ..... (swim).
- I ..... (watch) TV.
- Tony ..... (write) a letter.
- The birds ..... (sing).
- Mum ..... (make) a cake.

## 3 Напишите вопросы и отрицательные ответы на них. Например:

- He is riding a bicycle.  
*...Is he riding a bicycle?...*  
*...He isn't riding a bicycle....*
- They are listening to the radio.  
.....  
.....
- She is drinking Coke.  
.....  
.....
- You are dancing.  
.....  
.....
- We are playing basketball.  
.....  
.....
- I am running.  
.....  
.....

## 4 Используя картинки, заполните пропуски подходящими глаголами в форме present continuous.



- Look at that kangaroo! It *...is carrying..* its baby.
- Henry ..... the car at the moment.
- Look at Helen! She ..... her dog for a walk.
- John is late for work. He ..... to catch the bus.
- Be quiet! Dad .....
- Susan is in her bedroom. She ..... her suitcase.
- Mary is in the kitchen. She ..... a cake.
- The children aren't in the house. They ..... in the garden.
- She is busy. She ..... a letter.



Краткие ответы

Краткие ответы строятся с помощью **Yes** или **No**, личного местоимения в именительном падеже и вспомогательного глагола **to be**. Смысловый глагол не повторяется.  
Например: *Are you studying? Yes, I am.*

Are you ...?	Yes, I am/we are.	No, I'm not/we aren't.
Is he/she/it ...?	Yes, he/she/it is.	No, he/she/it isn't.
Are they ...?	Yes, they are.	No, they aren't.

5

**Выполните задание в парах. Используя картинку, задайте вопросы и ответьте на них, как показано на примере.**



- (Jim / wash his car)  
Уч. А: *Is Jim washing his car?*  
Уч. В: *Yes, he is.*
- (Tom / read a newspaper)  
Уч. А: *Is Tom reading a newspaper?*  
Уч. В: *No, he isn't. He's painting the gate.*
- (Ann / cut the grass)
- (the children / knit)
- (dogs / chase a cat)
- (postman / deliver letters)
- (grandmother / stand by the gate)
- (grandfather / write a letter)

6

**Используя картинку, поставьте в форму *present continuous* глаголы в скобках.**



The people 1) *...are walking...* (**walk**) along the road. They 2) ..... (**wear**) trousers and jackets. The boy 3) ..... (**push**) his bicycle. He 4) ..... (**walk**) away from the other people. He 5) ..... (**wear**) trousers and a sweater. He 6) ..... (**wear**) a helmet on his head.

**Примечание.** Если глагол **have** употребляется в форме *present continuous*, он выражает действие, а не принадлежность. Например:  
I'm having a bath. (= Я принимаю ванну.)  
I'm having a shower. (= Я принимаю душ.)  
I'm having a lesson. (= Я делаю уроки.)  
I'm having breakfast / lunch / dinner.  
(= Я завтракаю / обедаю / ужинаю.)

7

**Выполните задание в парах. Задайте вопросы и ответьте на них, как показано на примере.**

- answer the phone / have a bath  
Уч. А: *...Can you answer the phone?...*  
Уч. В: *...No, I'm sorry. I'm having a bath....*
- open the door / wash the dishes  
.....  
.....
- help in the garden / do my homework  
.....  
.....
- come to the phone / have a lesson  
.....  
.....
- tidy your room / write a letter  
.....  
.....
- help me with these bags / have a shower  
.....  
.....



8

Выполните задание в парах.  
Составьте диалоги, используя предложенные подсказки.

Например: Grandpa/  
kitchen/cook

Например: Mum/Grandpa/  
kitchen/feed the dog

A

A: Grandpa, where are you?  
B: I'm in the kitchen.  
A: What are you doing?  
B: I'm cooking.

B

A: Mum, where is Grandpa?  
B: He's in the kitchen.  
A: What's he doing?  
B: He's feeding the dog.

Dad / Mum / living room / watch TV  
Grandma / garden / water the flowers  
Helen / Tom / dining room / have dinner  
Helen / bathroom / wash my hair  
Dad / uncle Phil / garage / clean his bike

9

Используя картинку, поставьте в форму *present continuous* глаголы в скобках.



There are three people in the kitchen. The man with the white hair 1) *...is sitting...* (sit) at the table. He 2) *.....* (wear) a white shirt and a green apron. He 3) *.....* (put) the food on the plates. The other man and the woman 4) *.....* (stand) next to the cupboards. They 5) *.....* (prepare) food.

10

Опишите картинку, употребляя предложенные глаголы в форме *present continuous*.

sit, smile, wear, hold, eat



11


Вставьте глаголы из списка в форме *present continuous*.

shine, try, drink, use

1



2



3



4





**12** Составьте предложения, расположив слова в правильном порядке.

- 1 coming / the train / is?  
*Is the train coming?*
- 2 why / is / barking / the dog?  
.....
- 3 talking / phone / not / is / he / the / on.  
.....
- 4 suitcases / are / packing / they / their.  
.....
- 5 not / watching / she / is / TV.  
.....
- 6 where / your / staying / are / friends?  
.....
- 7 learning / am / at the moment / play / I / to / golf.  
.....
- 8 you / going / shops / are / to / the?  
.....

**13** Исправьте ошибки.

- 1 We looking for a new flat.
- 2 I am play tennis now.
- 3 George and Mary is watching TV.
- 4 What are you do?
- 5 You isn't listening to the teacher.
- 6 He reading a magazine.

**14** Подберите правильный ответ.

- 1 Why is she singing? ...C...
  - 2 What are you writing? .....
  - 3 Where is he staying? .....
  - 4 What are they watching? .....
  - 5 Who is he talking to? .....
  - 6 Are you leaving now? .....
- A At the Windsor Hotel.  
B Yes, I am.  
C Because she's happy.  
D A horror film.  
E Mr Brown.  
F A letter.

УСТНО

Каждый ученик выбирает себе одного из персонажей картинки к упражнению 5. Учитель назначает ведущего. Остальные ученики задают ведущему вопросы о его персонаже. Тот, кто отгадает персонаж, становится следующим ведущим.

Например: Уч. 1: *Are you washing the car?*  
Ведущий: *No, I'm not.*  
Уч. 2: *Are you reading a newspaper?*  
Ведущий: *No, I'm not.*  
Уч. 3: *Are you painting the gate?*  
Ведущий: *Yes, I am.*  
Уч. 4: *Are you Tom?*  
Ведущий: *Yes, I am.*

ПИСЬМЕННО

Используя картинку, поставьте в форму *present continuous* глаголы в скобках.



This is a photo of my mother and our dog, Flash. Mum 1) .....  
(work) on our boat. She 2) .....  
(clean) the

deck. She 3) ..... (use) a mop and a bucket of water. She 4) ..... (wear) trousers and a sweater. Flash 5) ..... (lie) on the floor. He 6) ..... (look) at my mother.

Теперь опишите одну из своих фотографий, как показано на примере.

This is a photo of .....

Сюда приклейте свою фотографию

.....  
.....  
.....  
.....  
.....  
.....  
.....



# Object Pronouns/The Imperative

## Личные местоимения в объектном падеже



This is a picture of **me** and my dog, Rex. I love **him** very much. I look after **him**. I think he loves **me** too.

Личные местоимения в объектном падеже – это личные местоимения, употребляемые в качестве дополнения после глагола или предлога.

Например: I love **them**.

Listen to **her**.

### Личные местоимения в именительном падеже

### Личные местоимения в объектном падеже

I	→	me
you	→	you
he	→	him
she	→	her
it	→	it
we	→	us
you	→	you
they	→	them

**Примечание.** Личные местоимения в объектном падеже употребляются после глаголов как дополнения, а личные местоимения в именительном падеже – перед глаголами как подлежащие.

Например: Look at **them**! **They** are acrobats.

**1** Используя картинки, составьте предложения, начинающиеся с **Look at ...**, и добавьте соответствующее личное местоимение в объектном падеже.

Например: Look at **them**.



**2** Подчеркните нужное местоимение.

- Look at **they/them**.
- I/Me** am swimming.
- Her/She** has got a blue dress.
- Give that ball to **me/I**.
- Where is **her/she**?
- Do you want to play with **we/us**?
- He/Him** isn't coming to the party.
- I/Me** have got a motorbike.
- Listen to **he/him**.
- Do you know **she/her**?

**3** Замените выделенные слова личными местоимениями в именительном или в объектном падеже, как показано на примере.

- Emily likes cream cakes. ...*She likes them*....
- John is afraid of mice.  
.....
- Caroline is coming with Bill and me.  
.....
- This present is for my father.  
.....
- My brother is talking to those people.  
.....
- My sister and I live near you and Tom.  
.....
- Those flowers belong to Helen.  
.....
- Is this book for you and Matthew?  
.....

**4** Вставьте требуемое личное местоимение в именительном или в объектном падеже, как показано на примере.

- "Do you know that girl?" "Yes, I live next door to **her**."
- I can't find my shoes. Where are .....
- Come here, John! I need to talk to .....
- We're playing cards. Do you want to join .....
- I think we're lost. Where are .....
- I can't find my glasses. I don't remember where I put .....
- I like Mrs Baker. .... is very kind.
- My uncle has a new house. .... built it himself.

Личные местоимения в объектном падеже и повелительное наклонение



Повелительное  
наклонение



Write your name on the paper.  
Don't talk, please!  
Give that piece of paper to me, Ann.

- ◆ Повелительное наклонение образуется с помощью глагола без подлежащего. Например: *Sit down*. Отрицательная форма повелительного наклонения образуется с помощью *Do not / Don't* и глагола. Например: *Do not / Don't talk to him*. Повелительное наклонение всегда обращено ко 2-му лицу единственного или множественного числа. Например: *Take your books*.
- ◆ Повелительное наклонение используется для того, чтобы:
  - а) отдать приказание (order),  
Например: *Stop that noise!*
  - б) дать указание (instruction),  
Например: *Cut the paper in two pieces*.
  - в) что-то предложить (offer),  
Например: *Have some cake*.
  - г) попросить о чем-то (request). В начале или в конце предложения обычно добавляем слово *please*. Например: *Be quiet, please* или *Please, be quiet*.
- ◆ Предложение сделать что-либо вместе (suggestion) выражается конструкцией **let's + глагол**. Например: *Let's help her*.

**5** Подберите предложения к картинкам. Какое побуждение показано на каждой картинке: *order, instruction, request, suggestion* или *offer*?

*Let's read the map. / Stick the red paper here. / Read this, please. / Try some of this. / Don't go into the sea again! / Don't move, please.*



1 ...Stick the red paper here. ...  
(instruction)

2 .....



3 .....



4 .....



5 .....



6 .....

**6** Вставьте предложенные глаголы. Каждый глагол используется только один раз. В каких предложениях надо добавить *Don't*? В каких – *Let's*? В каких вписать только глагол?  
*wake, break, wash, turn on, play, move, open, close, be, have*

- 1 I'm bored. ...*Let's play*... a game.
- 2 Always ..... your hands before you sit at the table.
- 3 The baby is sleeping. .... her.
- 4 It's our anniversary next week. .... a party.
- 5 ..... late! Your father will be angry.
- 6 ..... ! There's a spider on your head.
- 7 That vase is expensive. .... it.
- 8 ..... the oven door and put the meat inside.
- 9 It's getting dark. .... the light, please.
- 10 I'm cold. .... the windows, please.

**7** Перепишите предложения в отрицательной форме, заменяя выделенные слова личными местоимениями в объектном падеже, как показано на примере.

- 1 Give **John** the ball! ...*Don't give him the ball!*...
- 2 Look at **Julie**! .....
- 3 Eat **the ice-cream**! .....
- 4 Tell **Susan** the news! .....
- 5 Look at **the cat**! .....
- 6 Listen to **Anna and Mark**! .....
- 7 Give the money to **Helen and me**! .....
- 8 Open **the window**! .....
- 9 Look at **the children**! .....
- 10 Make a sandwich for **Sam**! .....



Object Pronouns/The Imperative

8

Заполните пропуски предложенными глаголами в нужной форме.

have - ask - make - touch



9

Исправьте ошибки.

- 1 Tim and Ann are my cousins. Them live in Germany.
- 2 You look at that dog! It is eating a bone.
- 3 That is my jacket. Give it to I, please.
- 4 Pass me those photographs. I want to look at it.
- 5 It's Mike on the phone. Him wants to talk to you.
- 6 "Are you going to the park?" "Yes. Please come with I."
- 7 Don't opens the window! It's cold.

УСТНО

Посмотрите на картинки. Что говорят изображенные на них люди? С помощью указанных ниже слов составьте повелительные предложения.

smile - take off / clothes - open / mouth - move - lie down - look at / camera - take / deep breath



ПИСЬМЕННО

Завершите предложения, употребляя приведенные глаголы. Один глагол можно использовать дважды.

take, light, put, cut, make, don't throw

HOW TO MAKE A HALLOWE'EN PUMPKIN LAMP



- 1 ..... a piece from the top of the pumpkin.
- 2 ..... the piece away.
- 3 ..... out the inside with a spoon.
- 4 ..... eyes, a nose and a mouth with a knife.
- 5 ..... a candle inside the pumpkin.
- 6 ..... the candle.
- 7 ..... the top back on.

Now you've got a beautiful pumpkin lamp. Happy Hallowe'en!!!



## There Is-Are / Some-Any-No

### Конструкция There is / There are



**There is** a sofa in the room. **There are** two pictures on the wall. **There isn't** a TV in the room. What else **is there** in the room?

- ◆ Мы употребляем конструкцию **there is / there are**, чтобы сказать, что кто-то или что-то существует или находится в определенном месте. Краткая форма **there is – there's**. **There are** не имеет краткой формы. Например: **There is (There's)** a sofa in the room. **There are** four children in the garden.
- ◆ Вопросительная форма: **Is there? / Are there?** Например: **Is there** a restaurant in the town? **Are there** any apples in the basket?
- ◆ Отрицательная форма: **There isn't... / There aren't...** Например: **There is not / isn't** a man in the room. **There are not / aren't** any cars in the street.

### Краткие ответы

Краткие ответы строятся с помощью **Yes, there is / are** или **No, there isn't / aren't**. Содержание вопроса не повторяется.

Is there ...?	Yes, <b>there is</b> .
	No, <b>there isn't</b> .
Are there ...?	Yes, <b>there are</b> .
	No, <b>there aren't</b> .

#### 1 Вставьте **there is** или **there are**.

- 1 ...**There are**... lots of rooms in the Royal Hotel. It is very big.
- 2 ..... twenty-five children in my class.
- 3 "..... any biscuits left?" "No, I'm sorry, I ate them all."

- 4 It is winter now. .... any leaves on the trees.
- 5 "Can we listen to some music?" "No, ..... a radio in this room."
- 6 "Can I have some sugar in my coffee?" "No, I'm afraid ..... any left."

#### 2

Вставьте **there is / there isn't** или **there are / there aren't** в соответствии с картинкой.



- 1 ...**There is**... a park in the picture.
- 2 ..... some people in the park.
- 3 ..... a supermarket in the picture.
- 4 ..... any cars in the street.

**А теперь в парах задайте вопросы и ответьте на них, используя подсказки, как показано на примере.**

a bus / a restaurant / trees / a lamppost / office blocks  
Уч. А: **Is there a bus?** Уч. В: **No, there isn't.**

Мы употребляем **there is / there are**, чтобы сказать, что что-то существует или находится в определенном месте. **it is / they are** – когда уже упоминали об этом. Например:

**There is** a house in the picture.  
**It is** a big house.  
(Но не: ~~It's a house in the picture.~~)  
**There are** three books on the desk.  
**They are** history books.  
(Но не: ~~They are three books on the desk.~~)

#### 3

Вставьте **there is / are, it is** или **they are**.

- 1 ...**There is**... a letter on your desk. ...**It is**...from your uncle.
- 2 ..... some people in the office.
- 3 "Where's my football?" "..... in the garden."
- 4 Look! ..... a beautiful rainbow in the sky.
- 5 ..... two parks in this town. .... quite big.
- 6 ..... a box on the desk. .... Laura's.



Some / Any / No



There is **some** cake.  
There is **some** sugar in the bowl.  
Is there **any** bread?  
No, there isn't.



There are **some** eggs.  
There is **no** coffee.  
Are there **any** carrots?  
Yes, there are.

- ◆ **Some, any** и **no** употребляются как с неисчисляемыми существительными (*sugar, bread* и т.д.), так и с исчисляемыми существительными во множественном числе (*pens, cars* и т.д.).



some bread  
(немного хлеба)



some cherries  
(несколько вишен)

- ◆ **Some** означает *немного или несколько* (а также: *некоторое количество, некоторые, часть и др.*). **Some** используется в **утверждениях**.  
Например: *I've got **some** money.*  
(= У меня есть **немного** денег.)

- ◆ **Any** используется в вопросах, а **not any** в отрицаниях.

Например: *Have you got **any** money?*  
*No, I haven't got **any** money.*

- ◆ В отрицаниях можно употреблять **no** вместо **not any**.

Например: *I haven't got **any** money.*  
*I've got **no** money.*

**Примечание.** Мы употребляем **some** в вопросах, когда что-то предлагаем или просим.

Например: *Would you like **some** coffee?* (предложение)  
*Can I have **some** coffee, please?* (просьба)

**4** Выполните задание в парах. Придумайте вопросы к картинкам А и В и ответы на них. Например:

(Картинка А) Уч. А: *Is there any coffee?*  
Уч. В: *Yes, there is some.*  
Уч. А: *Are there any carrots?*  
Уч. В: *No, there aren't any.*

**5** Вставьте **some, any** или **no**.

- "Would you like ...**some**... cake?" "No, thank you."
- I'm going to the baker's. I need ..... bread.
- I haven't got ..... pets.
- Have you got ..... fresh eggs?
- Don't buy ..... butter. We have ..... in the fridge.
- I'm hungry. Can I have ..... sandwiches, please?
- He's got ..... money, so he can't buy a hamburger.

- I haven't got ..... homework to do tonight.
- I'm looking for ..... paper, but I can't find .....
- We can't make a cake because we've got ..... sugar.

**6** Вставьте **some** или **any**. Затем воспроизведите этот диалог в парах.

Peter: Hello Julia, are you ready for the party?  
Julia: I've got **1)** ...**some**... lemonade, **2)** ..... orange juice and lots of food.  
Peter: Have you got **3)** ..... cakes?  
Julia: No, I must buy **4)** ..... I must also buy **5)** ..... biscuits.  
Peter: Have you got **6)** ..... party hats or decorations?  
Julia: No, I haven't, but I'm going to buy **7)** ..... of those, too.



Somebody / Something / Somewhere



There is **somebody** in the picture. It's a baby.  
 Is **anybody** with the baby?  
 No. There is **nobody** with her.  
 Has the baby got **anything** in her hands?  
 Yes, she's got **something**, but I don't know what it is.  
 Where is she?  
 She's **somewhere** in the countryside.

◆ **Somebody / someone** (человек), **something** (предмет) или **somewhere** (место) используются в утверждениях.

Например: There is **somebody** at the door.  
 I want to go **somewhere** tonight.

◆ **Anybody / anyone, anything** и **anywhere** используются в вопросах и отрицаниях.

Например: Is there **anything** on the table?  
 There **isn't anything** on the table.

◆ **Nobody / no one, nothing** и **nowhere** могут употребляться вместо not anybody / not anything / not anywhere в отрицаниях.

Сравните: There **isn't anything** on the table.  
 = There **is nothing** on the table.  
 I **can't** see **anybody** in the garden.  
 = I **can** see **nobody** in the garden.

	Утверждение	Вопрос	Отрицание
Человек	someone somebody	anyone anybody	no one / not anyone nobody / not anybody
Предмет	something	anything	nothing / not anything
Место	somewhere	anywhere	nowhere/ not anywhere

**Who?** somebody / anybody / nobody  
**What?** something / anything / nothing  
**Where?** somewhere / anywhere / nowhere

**7** Ответьте на вопросы, используя **nobody (no one), nothing** или **nowhere**.

- 1 "What did you buy?" "...**Nothing**..."
- 2 "Who phoned?" "....."
- 3 "Where are you going?" "....."
- 4 "Who told you that?" "....."

**8** Вставьте **something, somebody (someone), anything** или **anybody (anyone)**.

- 1 I'm looking for ...**something**... in this box, but I can't find it.
- 2 Hello? Is there ..... at home?
- 3 ..... is calling me. I don't know who it is.
- 4 "Is there ..... in your suitcase?"  
"No, it's empty."
- 5 My foot hurts. There's ..... in my shoe.
- 6 The shop is closed. I can't see ..... inside.
- 7 I want to buy ..... for my sister.
- 8 "..... is talking to Jim." "Yes, it's my mum."

**9** Вставьте **nobody (no one), nothing, anyone (anybody)** или **anything**.

- 1 It's a secret, don't tell ...**anyone**...
- 2 I can't find my glasses. Does ..... know where they are?
- 3 I'm going to the shop. Do you want ..... ?
- 4 I live alone. .... lives with me.
- 5 "What did you say?" "....."
- 6 I don't know ..... about French history.

**10** Вставьте **somewhere, anywhere** или **nowhere**.

- 1 I don't like this café. I want to go ...**somewhere**... else.
- 2 I put my umbrella ....., but I can't remember where.
- 3 We aren't going ..... this summer.
- 4 You can't go ..... tonight. You must study.
- 5 I can't find Tom. He is .....!
- 6 "Where is the pen?" "It's ..... in this drawer."



There Is-Are / Some-Any-No

**11** Вставьте *anything, something, somewhere, somebody (someone)* или *anywhere*. Затем воспроизведите этот диалог в парах.

- A: What are you reading?  
 B: I'm reading 1) ...*something*... about John Harris.  
 A: What does it say?  
 B: Well, he doesn't go 2) ..... alone. There's always a bodyguard with him.  
 A: What else does it say?  
 B: Let me see. Oh, he's looking for a new house 3) ..... in Europe. He wants to buy 4) ..... old, like a castle.  
 A: Imagine that!  
 B: That's not all. It says here that he wants to marry 5) ..... with a lot of money.  
 A: Come on, Bessy. I don't believe 6) ..... in that magazine.

**12** Заполните пропуски словами из списка.

*anybody - some - somewhere*



**13** Выберите правильный ответ.



Melissa is shopping. She wants to buy (1) ...*B*... new clothes.

She is going to a party tonight, but she has got (2) ..... to wear. She wants to buy (3) ..... nice and (4) ..... new shoes but she can't find (5) ..... that she likes. She is also looking for a present. She wants to buy (6) ..... special for her friend, but there isn't (7) ..... nice in this department store, so she's thinking of going (8) ..... else.

- |   |            |             |             |
|---|------------|-------------|-------------|
| 1 | A anything | B some      | C any       |
| 2 | A anything | B something | C nothing   |
| 3 | A some     | B any       | C something |
| 4 | A no       | B some      | C any       |
| 5 | A some     | B anything  | C any       |
| 6 | A nothing  | B anything  | C something |
| 7 | A nothing  | B anything  | C something |
| 8 | A anywhere | B somewhere | C nowhere   |

**14** Напишите вопросы и отрицательные ответы на них. Например:

- 1 There are some pens in the bag.  
 ...*Are there any pens in the bag?*...  
 ...*There aren't any pens in the bag.*...  
 ...*There are no pens in the bag.*...



There Is-Are / Some-Any-No

- 2 He's got something in his hand.  
.....  
.....
- 3 There is somebody in the garden.  
.....  
.....
- 4 There is some meat in the fridge.  
.....  
.....
- 5 The dog is somewhere in the house.  
.....  
.....

**15** Подберите предложения из колонки В так, чтобы в колонке А получились короткие диалоги.

КОЛОНКА А

- 1 I haven't got any money. ....d.....
- 2 There's no coffee left. ....
- 3 I hate this place. ....
- 4 I'm hungry. ....
- 5 I've got nothing to wear. ....
- 6 Do you want anything else? ....

КОЛОНКА В

- a Let's go somewhere else.
- b Let's cook some spaghetti.
- c Go and buy some new clothes.
- d I can lend you some.
- e No, thank you.
- f I'm making another pot.







**16** Исправьте ошибки.

- 1 Have you got some sugar?
- 2 There is any bread.
- 3 There are some pie.
- 4 Is there nobody in the room?
- 5 We haven't got some ham.
- 6 There isn't nobody in the garden.
- 7 There isn't no bacon.
- 8 Have you got nothing in your bag?

УСТНО

Выполните задание в парах. Используя таблицу, задайте друг другу вопросы о том, что есть и чего нет в отеле "Paradise", и ответьте на них (✓ – есть, X – нет). Например:

Уч. А: Is there a swimming pool at the hotel?  
Уч. В: Yes, there is.

PARADISE HOTEL	
swimming pool	 ✓
tennis courts	 ✓
golf course	 X
disco	 X
restaurant	 ✓
shops	 X
café	 ✓
bar	 ✓

ПИСЬМЕННО

Вы остановились в отеле "Paradise" и пишете письмо своему другу. Завершите письмо сообщением о том, что есть и чего нет в отеле, используя *there is / isn't* или *there are / aren't*.

Dear ..... (your friend's name),

I'm staying at the Paradise Hotel. It is great!  
There is a swimming pool, a .....,  
a ..... and a ..... . There are  
some ..... too, but there isn't a  
..... or a ..... .  
There aren't ..... shops either, but  
I'm having lots of fun.  
See you soon.

Best wishes,  
.....  
(your name)



# UNIT 9

## Present Simple

Настоящее простое время



Polar bears **don't live** in hot places. They **live** in the North Pole. **Do they eat** fruit and vegetables? No, **they don't**. They **eat** fish.



Olivia **likes** red roses. She **spends** a lot of time in her garden. **Does she work** in the garden every day? Yes, **she does**.

Настоящее простое время (present simple \*) образуется с помощью подлежащего (существительного или местоимения в именительном падеже) и смыслового глагола. В утверждениях к смысловому глаголу в 3-м лице единственного числа обычно прибавляется окончание **-s**. В вопросах и отрицаниях с местоимениями I, you, we, they используется вспомогательный глагол **do / don't**, а с he, she, it – **does / doesn't**. Если смысловой глагол употребляется с does / doesn't, окончание **-s** к нему не прибавляется.

\* Иногда употребляется термин present indefinite.

### Утверждение

### Отрицание

### Вопрос

#### Полная форма

#### Краткая форма

I work  
You work  
He works  
She works  
It works  
We work  
You work  
They work

I **do not** work  
You **do not** work  
He **does not** work  
She **does not** work  
It **does not** work  
We **do not** work  
You **do not** work  
They **do not** work

I **don't** work  
You **don't** work  
He **doesn't** work  
She **doesn't** work  
It **doesn't** work  
We **don't** work  
You **don't** work  
They **don't** work

Do I work?  
Do you work?  
Does he work?  
Does she work?  
Does it work?  
Do we work?  
Do you work?  
Do they work?

## Правописание



- ◆ Большая часть глаголов в 3-м лице единственного числа приобретает окончание **-s**.
- ◆ К глаголам, оканчивающимся на **-ss, -sh, -ch, -x** и **-o**, прибавляется **-es**.  
*I miss - he misses, I finish - he finishes, I watch - he watches, I mix - he mixes, I go - he goes*
- ◆ В глаголах, оканчивающихся на **согласный + y**, это **y** опускается и прибавляется **-ies**.  
*I study - he studies, I cry - he cries*
- ◆ К глаголам, оканчивающимся на **гласный + y**, прибавляется окончание **-s**.  
*I play - he plays*



Впишите предложенные глаголы в 3-м лице единственного числа в соответствующую колонку.

dance, brush, open, try, fix, buy, put, kiss, like, dry, go, catch, wash, sit, fly, copy, teach, play, pass, begin, say

-s	-es	-ies
dances	brushes	tries
.....	.....	.....
.....	.....	.....
.....	.....	.....
.....	.....	.....
.....	.....	.....
.....	.....	.....
.....	.....	.....
.....	.....	.....
.....	.....	.....



### Произношение

Окончание 3-го лица единственного числа произносится как:

- ◆ / s /, если глагол оканчивается на звуки / f /, / k /, / p / или / t /.  
*laughs, kicks, stops, sits*
- ◆ / ɪz /, если глагол оканчивается на звуки / s /, / ʃ /, / tʃ /, / dʒ / или / z /.  
*kisses, washes, watches, changes, closes*
- ◆ / z /, если глагол оканчивается на другие звуки.  
*swims, plays, runs, reads, studies*

### Употребление

Present simple используется для выражения:

- ◆ повторяющихся и повседневных действий (обычно со следующими маркерами: every day, every week, every Monday и т.д.),

*She usually **plays** tennis at the weekend.*



- ◆ постоянных состояний,

*He **works** in an office.*



- ◆ непреложных истин или законов природы.

*The sun **sets** in the west.*



### Маркеры

Маркерами present simple являются: every day / week / month / year, usually, always и т.д., every morning / afternoon / evening / night, in the morning / afternoon / evening, at night, on Mondays / Tuesdays и т.д.

2

Впишите глаголы в 3-м лице единственного числа в соответствующую графу, а затем прочтите их вслух.

laugh, look, miss, stand, speak, drink, put, catch, drive, brush, ride, walk, open, jump, stay, know, cough, see, dance, rise, help, listen, match, wish, travel, write, lose, eat, rain, arrange

/ s /	<i>laughs,</i>
/ ɪz /	<i>misses,</i>
/ z /	<i>stands,</i>

3

Поставьте в форму present simple глаголы в скобках.

- 1 I ....*play*.... (play) football with my friends on Sundays.
- 2 Tina ..... (walk) to school every day.
- 3 We ..... (go) to bed at 10 o'clock every night.
- 4 Penguins ..... (live) in the Antarctic.
- 5 Tony ..... (study) maths at university.
- 6 Jo and Peter ..... (visit) their grandparents every week.
- 7 Sally ..... (speak) Spanish.
- 8 Mike ..... (do) his homework every evening.
- 9 Susan ..... (wash) her hair every day.
- 10 Water ..... (boil) at 100° centigrade.

4

Составьте вопросы, используя подсказки в скобках, как показано на примере.

- 1 John's father drives fast. (your brother)  
*Does your brother drive fast, too?*
- 2 Tom plays the guitar every day. (Peter)
- 3 Sarah goes shopping on Mondays. (Anna and Mary)
- 4 Fiona likes video games. (Lucy)
- 5 Mother watches TV in the afternoon. (the children)



5

Поставьте в форму **present simple** глаголы в скобках.



This restaurant is called "Vienna". Ten people **1) ...work....** (work) here. Julia Thomas is the owner. She **2) .....** (go) to the restaurant at four o'clock in the afternoon. The waiters **3) .....** (arrive) at half past four. They **4) .....** (set) the tables and **5) .....** (tidy) the kitchen. The chef, Pierre Rousseau, **6) .....** (come) at five o'clock. He **7) .....** (prepare) the food for the evening. The restaurant **8) .....** (open) at six o'clock. Many people **9) .....** (eat) here because the food is very good. The restaurant **10) .....** (close) at one o'clock in the morning, and at half past one Julia, the chef and the waiters **11) .....** (go) home.

## Краткие ответы

Краткие ответы строятся с помощью **Yes** или **No**, личного местоимения в именительном падеже (I, you, he и т.д.) и вспомогательного глагола **do / don't** и **does / doesn't**. Смысловый глагол не повторяется.

Do you ...?	Yes, I/we do.
	No, I/we don't.
Does he/she/it ...?	Yes, he/she/it does.
	No, he/she/it doesn't.
Do they ...?	Yes, they do.
	No, they don't.

6

Представьте себе, что вы берете интервью у Джулии Томас (Julia Thomas). Выполните задание в парах. Задайте вопросы и ответьте на них. Например:

- 1 you / go to the restaurant / at four o'clock?  
Уч. А: *Do you go to the restaurant at four o'clock?*  
Уч. В: *Yes, I do.*

- 2 the waiters / arrive / at four o'clock?  
Уч. А: *Do the waiters arrive at four o'clock?*  
Уч. В: *No, they don't. They arrive at half past four.*
- 3 you / set the tables?
- 4 the waiters / tidy the kitchen?
- 5 the chef / come / at half past four?
- 6 he / prepare the food?
- 7 the restaurant / open / at seven o'clock?
- 8 many people / eat here?
- 9 the restaurant / close / at one o'clock?

## Наречия частоты \*

(Adverbs of Frequency)

С формой **present simple** употребляются наречия частоты. Они показывают, как часто что-то происходит. К ним относятся:

never	usually
often	sometimes
seldom/rarely	always

Наречия частоты употребляются перед смысловым глаголом во временной форме группы **Simple** (work, drink и т.д.).

Например: *I usually work on Saturdays.*  
*They never drink coffee.*

Но они следуют после глагола **to be** в форме группы **Simple**.

Например: *It is often cold in winter.*  
*He is always late for work.*

Наречия частоты следуют после вспомогательных и модальных глаголов (can, do и т.д.).  
Например: *He can never wake up before 10 o'clock.*

\* Общепринятый русскоязычный термин отсутствует. Эти наречия относятся к наречиям неопределенного времени.

7

Поставьте наречия в нужное место, как показано на примере.

- 1 I drink a glass of milk in the morning. (always)  
*...I always drink a glass of milk in the morning...*
- 2 Kate goes to bed late at night. (never)
- 3 My mother watches TV. (rarely)
- 4 You can see clouds in the sky. (sometimes)
- 5 Ben eats in a restaurant. (seldom)
- 6 Joanne doesn't get up early. (usually)
- 7 They are late for school. (often)



8

Выполните задание в парах. Спросите у своего партнера, как часто он выполняет действия, указанные в таблице.

Например:

Уч. А: *How often do you help with the housework?*

Уч. В: *I seldom help with the housework.*

How often do you...	Never	Seldom	Often	Always
a) help with the housework?				
b) watch TV in the evenings?				
c) play computer games in your free time?				
d) go to the cinema at the weekends?				
e) wake up at 6.30?				
f) go to parties?				
g) eat Chinese food?				

Затем, используя ответы партнера, расскажите о нем всему классу.

Например: *Anna seldom helps with the housework but she often watches TV in the evenings...*

**Примечание.** Когда наречие частоты присутствует в вопросе или в отрицании, мы следуем правилам, изложенным на странице 49.

Например: *They often go to the cinema.*

(перед смысловым глаголом)

*Do they often go to the cinema?*

(А не: ~~Do often they go...~~)

*They don't often go to the cinema.*

(А не: ~~They do often not go...~~)

9

Напишите вопросы и отрицания, как показано на примере.

- Simon likes tea.  
...*Does Simon like tea?*  
...*Simon doesn't like tea.*
- We often play basketball on Saturdays.  
.....  
.....

- Bill drives to work every day.  
.....  
.....
- Our dog likes biscuits.  
.....  
.....
- They live in France.  
.....  
.....
- Samantha works in a supermarket.  
.....  
.....
- Paul and Mary often go to the gym.  
.....  
.....
- David always gets up at 8 o'clock.  
.....  
.....
- Miss Jones teaches maths.  
.....  
.....
- Sue and Jill usually wear jeans.  
.....  
.....

10

Подберите к ответам вопросы.

- What's your job?
  - Do you take the bus to work every day?
  - What time do you start work?
  - Do you enjoy your job?
  - What do you do in the evening?
  - How often do you go to the cinema?
  - Do you like comedies and romantic films?
  - Do you live in a house or a flat?
  - Do your parents live near you?
  - Where do you keep your clothes?
- a I usually go out. ....
- b I am a nurse. ....1.....
- c No, they don't. ....
- d Some of them. ....
- e At half past seven. ....
- f In my wardrobe. ....
- g About once a month. ....
- h In a flat. ....
- i No, I usually walk to work. ....
- j Yes, I do. ....



Сопоставление Present Simple и Present Continuous

- ◆ Present simple выражает постоянное состояние и действие, которое повторяется.



David **works** for a big company.  
He **works** from 9 to 5 every day.


- ◆ Present continuous выражает временное действие, которое происходит в момент речи или в настоящий период времени.



David **isn't working** at the moment.  
He **is** at a restaurant.  
He **is having** dinner with his wife.

11


Сегодня выходной. Используя рисунки и пример, напишите, что Джордж (George) делает каждый день и что он делает сегодня.



(usually/get up)


(today/still/sleep)

...He usually gets up at 7.30 every day, but today he is still sleeping....




(usually/have breakfast)

(today/read the newspaper)



(usually/drive to work)

(today/work in the garden)



(usually/eat dinner at home)

(today/eat at a restaurant)



Глаголы, не имеющие форм группы Continuous

Некоторые глаголы не употребляются во временах группы Continuous (например, в настоящем продолженном времени).

К ним относятся:

need, believe, belong, forget, hate, hear, know, like, love, remember, smell, see, think, understand, want и т.д.

Например:

I **need** a pencil. (А не: ~~I'm needing a pencil.~~)

**Have (got)** не употребляется в present continuous, когда выражает принадлежность.

Например: I've got a pet. (А не: ~~I'm having a pet.~~)

Однако глагол **have** может употребляться во временах группы Continuous в составе следующих выражений:

**have breakfast / lunch / dinner** (= eat breakfast / lunch / dinner), **have a bath / shower** (= be bath / shower), **have a party** (= give a party), **have fun** (= enjoy oneself), **have a good / nice / bad time** (= enjoy or not enjoy oneself) и т.д.

Например: He **has lunch** at two o'clock every day. (present simple)

He's **having lunch** now. (present continuous)

She **has a bath** every morning. (present simple)

She's **having a bath** at the moment. (present continuous)

12 Поставьте в present continuous или present simple глаголы в скобках.

- 1 "Where's Sally?" "She ...*is speaking*... (speak) to Paul."
- 2 What time ..... (you/go) to school?
- 3 "Steve is in the bathroom." " ..... (he/have) a shower?"
- 4 That villa ..... (belong) to a rich businessman.
- 5 She ..... (like) listening to music. She ..... (have) a lot of cassettes.
- 6 You can turn off the television. I ..... (not/watch) it.
- 7 I have a motorbike but I ..... (not/usually/ride) it to work.
- 8 ..... (you/want) to come to Julie's party with me?
- 9 Please be quiet. I ..... (try) to do my homework.

- 10 Drive carefully. It ..... (rain).
- 11 He ..... (need) to buy a new pair of shoes.
- 12 Sarah never ..... (forget) people's names.

13

Поставьте в present continuous или present simple глаголы в скобках.



Dear Donna,

I 1) ...'m writing... (write) to you from the Golden Beach Hotel. I am here with Sandy and Pat. The hotel 2) ..... (belong) to Pat's uncle and she 3) ..... (spend) every summer here.

The place is very nice and I 4) ..... (think) all the people at the hotel 5) ..... (have) a nice time. We 6) ..... (swim) and 7) ..... (go) windsurfing every morning. At noon we 8) ..... (have) lunch and in the evening we 9) ..... (go) for walks.

Today it 10) ..... (rain) so we can't go out. I 11) ..... (hate) this weather! At the moment Sandy and Pat 12) ..... (have) lunch. They 13) ..... (eat) fish today and it 14) ..... (smell) very good.

15) ..... (you/have) a good time at home? Write soon and tell me all your news.

Love,  
Jessy



**14** Подчеркните правильные маркеры.

- Karen usually cooks dinner in the evening/now.
- It isn't snowing at the moment/at the weekend.
- Are they having a piano lesson every Monday/now?
- Do you go out at present/at the weekend?
- She seldom/at the moment visits her grandparents.
- Paul is repairing his bike on Mondays/at the moment.
- They're running to catch the bus now/at night.
- Kim and John go to the cinema on Fridays/today.

**15** Выберите правильный ответ.

- Alice ...C... like French films.  
A isn't      B don't      C doesn't
- ..... you doing your homework?  
A Do      B Are      C Is
- My friend and I ..... TV on Saturday afternoons.  
A watch      B watches      C watching
- ..... they having a lesson at the moment?  
A Are      B Is      C Do
- We usually ..... out on Sundays.  
A eating      B eat      C eats
- ..... tigers live in the jungle?  
A Are      B Do      C Is
- She ..... everybody in her school.  
A know      B is knowing      C knows

**16** Исправьте ошибки.

- He don't speak English.
- He is swimming every morning.
- Does you work in a bank?
- I have dinner now.
- Mark walk to school every day.
- Kate is liking pizza.
- The sun is rising in the east.
- Susan and Jo lives in New York.
- We are needing some sugar.

УСТНО

Выполните задание в парах. Ученик А задает вопросы, а ученик В отвечает на них. Затем поменяйтесь ролями.

	Yes	No	Notes
1 live / in London?		✓	Rome
2 go / to school?	✓		
3 like / maths?			
4 speak / French?			
5 play / the piano?			
6 play / football?			
7 read / books?			
8 watch TV / in the afternoon?			
9 listen / to pop music?			
10 often/ go / to the park?			
11 swim / in summer?			

Например: Уч. А: Do you live in London?  
Уч. В: No, I don't. I live in Rome.  
Уч. А: Do you go to school?  
Уч. В: Yes, I do.

ПИСЬМЕННО

А теперь, используя свои заметки из устного задания, напишите о своем партнере.

Как хорошо вы его знаете?

I know my partner really well. He lives in Rome and he goes to school. He doesn't like maths but he likes history. ....

.....

.....

.....

.....

.....

.....

.....

.....

.....

.....



## A lot of - Much - Many / (A) little - (A) few

### A Lot of – Much – Many



Is there **much** ham on the plate?  
No, there isn't **much**. There are only three slices.



Has she got **many** friends?  
Yes, she's got **a lot of** friends.



Are there **many** people in the swimming pool?  
No, there aren't **many**. There are only two.

- ◆ **A lot of / lots of** употребляется в утверждениях с исчисляемыми (например: books, cars и т.д.) и с неисчисляемыми (например: sugar, milk и т.д.) существительными.

Например: *She's got a lot of / lots of books. There's a lot of milk in the fridge.*

**Примечание.** Мы опускаем **of**, если после **a lot** не следует существительное.

Например: *Are there many people in the room? Yes, there are a lot.*

- ◆ **Much**, как правило, употребляется с **неисчисляемыми** существительными в вопросах и отрицаниях.

Например: *How much money have you got? There isn't much sugar in the bowl.*

- ◆ **Many**, как правило, употребляется с **исчисляемыми** существительными в вопросах и отрицаниях.

Например: *Are there many books on the shelf? There aren't many books on the shelf.*

- ◆ В вопросах употребляется **how much**, если спрашиваем о количестве чего-либо, и **how many**, если спрашиваем о числе людей, животных, предметов.

**How much + неисчисляемое существительное**    **How many + исчисляемое существительное**

Например: *How much sugar do we need? A kilo.* (Нас интересует количество сахара.)

*How many boys are there in your class? Twenty.* (Нас интересует число мальчиков.)

	Утверждение	Вопрос	Отрицание
Исчисляемые существительные	a lot (of) lots of	(how) many	many
Неисчисляемые существительные	a lot (of)	(how) much	much

**1** Выполните задание в парах. Придумайте вопросы и ответы на них, используя приведенные слова.

Например:

Уч. А: *How much honey is there?* Уч. В: *Not much.*

Уч. А: *How many cassettes are there?* Уч. В: *Not many.*

*honey, cassettes, teachers, eggs, water, students, tea, meat, boys, milk, apples, sheep, women, salt, paper, money, letters, books, records, pepper, wine, pens*



# A lot of - Much - Many / (A) little - (A) few

**2** Вставьте *many, much* или *a lot of*.

- 1 There is ...*a lot of*... milk in the carton.
- 2 Are there ..... people at the cinema today?
- 3 He has got ..... money.
- 4 There isn't ..... sugar in this coffee.
- 5 Is there ..... orange juice in the jug?
- 6 She has got ..... books in her bag.
- 7 Have you got ..... friends?
- 8 There aren't ..... biscuits in the packet.
- 9 We haven't got ..... bread.
- 10 There are ..... animals in the zoo.
- 11 Are there ..... shops in this street?
- 12 There isn't ..... pepper in the soup.
- 13 The children have got ..... toys.
- 14 Is there ..... tea in the cup?
- 15 She has got ..... rings.

**3** Напишите вопросы и ответы, как показано на примере.



- 1 Are there many strawberries?  
Yes, there are a lot.
- 2 Are there many carrots?  
No, there aren't many.
- 3 .....
- 4 .....

- 5 .....
- 6 .....
- 7 .....
- 8 .....
- 9 .....
- 10 .....

**4** Заполните пропуски, используя *much, many, a lot of* и слова из списка.

*shops, friends, giraffes, money, snow, time, suitcases, rice*

- 1 This sweater doesn't cost ...*much money*...
- 2 Maria is very popular. She has .....
- 3 Do you spend ..... studying for exams?
- 4 How ..... are there in the zoo?
- 5 I haven't got ..... with me.
- 6 There isn't ..... in the cupboard.
- 7 This shopping centre is very big. There are .....
- 8 There is ..... outside. Let's build a snowman.

**5** Подберите к вопросам ответы.

- 1 Do you eat many hamburgers? ...*b*...
  - 2 Have you got many computer games? .....
  - 3 How many pets have you got? .....
  - 4 How much is this T-shirt? .....
  - 5 How much time do you spend doing your homework? .....
- a Two; a dog and a cat.  
b No, not many.  
c Not much, about two hours every day.  
d No, I haven't got any.  
e £15.

**6** Ответьте на вопросы, используя *a lot, much* или *many*.

- 1 Have you got any stamps?  
Yes, ...*a lot*...
- 2 Is there any bread in the cupboard?  
No, not .....
- 3 Have you got any biscuits?  
No, not .....
- 4 Have you got any video tapes?  
Yes, .....
- 5 How many apples do we need for the cake?  
Not .....
- 6 How much money do you need for the weekend?  
Not .....



A Little / Little – A Few / Few



Carol has got **a little** flour. She can make a cake.



Jill has got **(very) little** flour. She can't make a cake.



Carol has got **a few** strawberries. She can make some jam.



Jill has got **(very) few** strawberries. She can't make any jam.

◆ **A little / little** используются с неисчисляемыми существительными (water, money, rice и т.д.). **A little** означает "немного, но достаточно".

Например: I've got **a little** money. I can buy some bread.

**Little** означает "совсем мало, почти ничего" и для усиления часто употребляется с **very**.

Например: They've got **(very) little** money. They can't buy any bread.

◆ **A few / few** используются с исчисляемыми существительными во множественном числе (tomatoes, books, cups и т.д.).

**A few** означает "немного, но достаточно; несколько".

Например: There are **a few** tomatoes. We can make a salad.

**Few** означает "совсем мало, очень мало" и для усиления часто употребляется с **very**.

Например: There are **(very) few** people in the cinema. It is almost empty.

7

Употребите данные существительные с **a few** или с **a little**.

Например: **a few** chairs      **a little** water

chairs, water, tea, books, chocolate, bread, men, deer, jam, glasses, honey, knives, children, Coke, butter, lemonade, salt, desks, hats, pepper

8

Вставьте **very few**, **a few**, **very little** или **a little**.

- We've got ....**very few**.... eggs. We can't make an omelette.
- Sue's got ..... money. She can buy a new dress.
- I've got ..... apples. I can make an apple pie.
- There are ..... people in the park today because it's raining.

- There's ..... milk in the fridge. Go to the supermarket and buy some, please.
- There's ..... lemonade in the jug. Would you like some?

9

Ответьте на вопросы, используя **a little** или **a few**, как показано на примере.

- "Do you want some biscuits?"  
"Yes, ....**a few**... ."
- "Have you got any toothpaste?"  
"Yes, ....."
- "Were there any people at the meeting?"  
"Yes, ....."
- "Do you want some cake?"  
"Yes, ....."
- "Are there any car parks near here?"  
"Yes, ....."
- "Have you got any bread?"  
"Yes, ....."



A lot of - Much - Many / (A) little - (A) few

**10** Выберите правильный ответ.

- 1 I eat ...C... meat. I prefer fish.  
A very few B a few C very little
- 2 "Has he got many friends?" "Yes, ....."  
A a little B a lot C much
- 3 I've got ..... free time now!  
A very little B very few C few
- 4 Very ..... people can speak Welsh.  
A few B little C a lot
- 5 She doesn't eat ..... sweets because she is on a diet.  
A a lot B many C much
- 6 There are ..... pencils in the drawer. Take one.  
A a lot B a few C a little
- 7 You haven't got ..... flowers in your garden this year.  
A much B a lot C many
- 8 Put ..... chocolate in the cake.  
A a little B a few C few
- 9 Jack has got ..... comics. He buys one every week.  
A a lot of B a lot C few
- 10 There is ..... shampoo. Can you buy some at the supermarket?  
A very few B a lot of C very little
- 11 He hasn't got ..... money.  
A many B much C a lot
- 12 He's got ..... sweets in his pocket.  
A little B a few C a little

**11** Исправьте ошибки.

- 1 There is very few soup in the bowl.
- 2 How much carrots are there in the fridge?
- 3 Rita has got many money.
- 4 There are a little people in the shop.
- 5 Mike hasn't got much friends.
- 6 There is few snow on the mountains.
- 7 How much deer can you see in the picture?
- 8 I have got little CDs but a lot of cassettes.
- 9 There are much animals in the zoo.
- 10 How many sugar is there in the bowl?

УСТНО

Выполните задание в парах. Составьте вопросы и ответьте на них, используя *how much, how many, a little / very little, a lot* или *a few / very few*.  
Например: Уч. А: *How much butter is there?*  
Уч. В: *There is a lot.*



Теперь расскажите, что находится на столе.  
Например: *There is a lot of butter but there is very little bread.*

ПИСЬМЕННО

А сейчас напишите, что находится на столе.

Например: *There is a lot of butter on the table.*  
*There is .....*

.....

.....

.....

.....

.....

.....

.....

.....

.....

.....



# Revision 2 (Units 1 - 10)

**1** Замените выделенные слова личными местоимениями в именительном или в объектном падеже.

- 1 Fiona likes **cats**. ...*She likes them*....
- 2 **Peter** is repairing **the TV**.
- 3 Eat **your breakfast!**
- 4 Is **Emma** reading **the newspaper?**
- 5 **The children** are playing with **the ball**.
- 6 Don't touch **the wires!**
- 7 **Mother** is talking to **Simon**.
- 8 Are **Peter and Tim** listening to **the radio?**

**2** Заполните пропуски глаголами из списка. Какие предложения надо начать с *Don't*? Какие с - *Let's*? А какие - просто с глагола?

write - talk - go - play - have - wash - turn on - sit

- 1 ...*Let's go*... to the theatre tonight.
- 2 ..... your hands! They're very dirty.
- 3 ..... on that chair! It's broken.
- 4 ..... your name on the envelope.
- 5 ..... some biscuits. They're delicious.
- 6 ..... the lights, please.
- 7 ..... with your mouth full! It's rude.
- 8 ..... cards tonight.

**3** Вставьте *some, any, no, somebody, something, somewhere, anybody, anything* или *nobody*.

- 1 I'm thirsty. Can I have ...*some*... water, please?
- 2 ..... is calling your name. Is it your brother?
- 3 Thank you very much. I don't need ..... else.
- 4 It's raining hard. There aren't ..... people in the streets.
- 5 ..... knows the answer to this question. It's very difficult.
- 6 Would you like ..... milk with your tea?
- 7 I can't find my glasses, but I know they're ..... in this room.
- 8 Have you got ..... French dictionaries?
- 9 There is ..... water in my glass. It's empty.
- 10 I want to tell you ..... but please don't tell .....

**4** Поставьте в *present simple* или *present continuous* глаголы в скобках.

- 1 The twins ...*are watching*... (watch) TV at the moment.
- 2 Simon usually ..... (spend) the weekends at home.
- 3 Why ..... (you/cry)? Is anything wrong?
- 4 Tim ..... (study) hard these days. He wants to pass his exams.
- 5 How often ..... (Helen/go) shopping?
- 6 I'm sorry, but I ..... (not/remember) your name.
- 7 Our neighbours ..... (have) a party and they ..... (make) a lot of noise.
- 8 This new perfume ..... (smell) very nice.
- 9 Fiona ..... (stay) with her aunt at present, but she ..... (want) to move somewhere else soon.
- 10 I ..... (think) you're right. I must get a job soon.

**5** Поставьте в *present simple* или *present continuous* глаголы в скобках.



- A: 1) ..*Do you know*.. (you/know) whose villa that is?  
 B: Yes. It 2) ..... (belong) to Paul Richards, the famous director.  
 A: 3) ..... (he/be) at home now?  
 B: I 4) ..... (not/think) so. He 5) ..... (make) a new film in Mexico at the moment. Look! There's his wife. She 6) ..... (get) into her car now.  
 A: She's beautiful! What 7) ..... (those people/do) over there?  
 B: They 8) ..... (clean) the swimming pool. They usually 9) ..... (come) every Thursday at about 9.30 in the morning. Paul Richards is a very polite and friendly man and he often 10) ..... (let) my children play in the pool when he is here.  
 A: He sounds like a great neighbour. Lucky you!



**6** Вставьте (*very*) *little*, *a little*, (*very*) *few* или *a few*.

- I'm going shopping. I need to buy ...*a few*... things for tonight's party.
- ..... people swim in the sea in the winter.
- I can't wait for you. I've got ..... time.
- There is ..... snow on the ground. The children can't make a snowman.
- He knows ..... people. They can help him find a job.
- We need ..... milk and ..... eggs to make the cake.
- I have ..... free time for hobbies because I work a lot.

**7** Подчеркните нужные слова.



Dear Alice,

Thanks 1) *a lot/much* for your letter. I am very happy to be your pen-pal. I have 2) *a little/a few* things to tell you about myself.

I live with my parents and my dog, Scottie. I haven't got any brothers or sisters. I go to a big school. There are 3) *a lot of/a little* students in my class and I have 4) *very little/a lot of* friends. I haven't got very 5) *much/little* free time so I have 6) *a lot of/few* hobbies. On Saturdays I go to the cinema with my friends. I also like to go shopping. There are 7) *little/a lot of* shops in my town. I have 8) *little/very few* money to spend, but I like looking at the things in the shops!

Please write to me soon and tell me 9) *a little/little* about yourself.

Best wishes,  
Sophie

**8** Выберите правильный ответ.

- I ...*A*... to school every day.  
A go            B am going    C goes
- Uncle Tom ..... a lot of people in our town.  
A is knowing    B know        C knows
- ..... your coat on. It's cold outside.  
A Put            B Puts        C Don't put
- There aren't ..... flowers in the garden.  
A some        B any        C no
- Have you got ..... money in the bank?  
A few        B many       C much
- Susan often ..... letters.  
A writes        B write        C is writing
- There aren't ..... good hotels in this town.  
A much        B a lot        C many
- Don't ..... in class.  
A talks        B talking     C talk
- Billy ..... . Don't make any noise.  
A is sleeping    B sleep        C sleeps
- We can't go ..... tonight. It is snowing.  
A anywhere    B somewhere    C nowhere

**9** Исправьте ошибки.

- I want nothing nice to eat.
- I am going swimming every week.
- The bus stops anywhere near the park.
- Let's to go shopping!
- How much oranges are there in the bowl?
- He washes the dog at the moment.
- He's got very few bread.
- Can I have a little strawberries, please?
- They are very clevers girls.
- We has got a new car.
- There are a few lion in the zoo.
- Peter always do his homework.
- Go you to bed now!
- There isn't some sugar in my coffee.



# UNIT 11

## Past Simple (Was/Were - Had)

### Was / Were



Bob is eighty. He's old and weak.  
Mary, his wife is seventy-nine. She's old too.



Fifty years ago they were young. Bob was strong. He wasn't weak. Mary was beautiful. She wasn't old.

◆ В прошедшем простом времени (past simple \*) глагол "to be" с личными местоимениями в именительном падеже имеет следующие формы: **was** для - I, he, she, it и - **were** для - we, you, they. В вопросах **was / were** ставятся перед личным местоимением в именительном падеже (I, you, he и т.д.) или существительным. Например: *She was ill yesterday.* → *Was she ill yesterday?* Отрицания образуются путем постановки **not** после **was / were**. Например: *She was not ill yesterday.* / *She wasn't ill yesterday.*

\* Иногда употребляется термин past indefinite.

#### Утверждение

#### Отрицание

#### Вопрос

I was  
You were  
He was  
She was  
It was  
We were  
You were  
They were

#### Полная форма

I was not  
You were not  
He was not  
She was not  
It was not  
We were not  
You were not  
They were not

#### Краткая форма

I wasn't  
You weren't  
He wasn't  
She wasn't  
It wasn't  
We weren't  
You weren't  
They weren't

Was I?  
Were you?  
Was he?  
Was she?  
Was it?  
Were we?  
Were you?  
Were they?

1

Вставьте краткие формы, как показано на примере.

#### Полная форма

#### Краткая форма

- |                               |                                   |
|-------------------------------|-----------------------------------|
| 1 He was not in Paris.        | He .. <i>wasn't</i> ... in Paris. |
| 2 They were not at home.      | They ..... at home.               |
| 3 Tom was not at school.      | Tom ..... at school.              |
| 4 The girls were not with us. | The girls ..... with us.          |
| 5 Sophia was not in the park. | Sophia ..... in the park.         |

2

Выполните задание в парах. Задайте вопросы и ответьте на них, используя подсказки. Например:

Уч. А: *Where were you at 8 o'clock yesterday?*  
Уч. В: *I was at the cinema.*

- you / cinema
- Helen / park
- Tom and Mary / theatre
- Mr Miller / work
- Doris / home
- you and the boys / supermarket



Употребление

Past simple употребляется для выражения действия, которое закончилось в определенное указанное время в прошлом. Иными словами, нам известно, когда (и часто где) оно произошло.



They **were** in Berlin last month.  
(When? Last month.)



He **was** in hospital two weeks ago.  
(When? Two weeks ago.)

Маркеры

К маркерам past simple относятся:  
**yesterday, last week, last month, last year, two days / weeks / months / years ago, in 1975 и т.д.**

**3** Вставьте *am, is, are, was* или *were*.

- 1 I ...*am*... cold. Please, close the windows.
- 2 Tom and Jean ..... in Spain last week.
- 3 Sarah ..... ten years old in 1995.
- 4 George ..... tired. He is going to bed now.
- 5 I ..... a secretary. I work in a big office.
- 6 Tom ..... at Peter's house yesterday.
- 7 Mum and Dad ..... at home last night.
- 8 Terry ..... my friend. He lives next door.
- 9 Alison and Kate ..... late for school yesterday.
- 10 ..... the cameramen at the studio now?

Краткие ответы

Краткие ответы строятся с помощью **Yes** или **No**, личного местоимения в именительном падеже и глагольных форм **was / wasn't** или **were / weren't**. Содержание вопроса не повторяется. Например: *Were you late yesterday? Yes, I was. / No, I wasn't.*

Were you ...?	Yes, I was/we were.
	No, I wasn't/we weren't.
Was he/she/it ...?	Yes, he/she/it was.
	No, he/she/it wasn't.
Were they ...?	Yes, they were.
	No, they weren't.

**Примечание.** Когда говорим о людях, которых уже нет в живых, мы употребляем past simple.

**4** Вставьте *was, wasn't, were* или *weren't*.

- 1 "...*Was*... Marilyn Monroe a famous actress?"  
"Yes, she ...*was*... "
- 2 "..... Alfred Hitchcock an actor?" "No, he ..... He ..... a famous director."
- 3 "..... Beethoven, Mozart and Chopin directors? No, they ..... ." "They ..... composers."
- 4 "..... Thomas Edison a singer?" "No, he ..... ." "He ..... an inventor."
- 5 "..... Abraham Lincoln and George Washington presidents of the USA?" "Yes, they ..... "

**5** Расположите слова в таком порядке, чтобы получились вопросы. Затем впишите их перед соответствующими ответами.

- 1 was / with / you / who?
  - 2 the meeting / at / were / people / how many?
  - 3 you / were / sad / why?
  - 4 last night / you / at / home / were?
  - 5 open / was / shop / the?
  - 6 were / much / tickets / the / how?
- a ..... No, it was closed.  
b ..... Forty-five.  
c ..... £20.  
d ..... Because I was alone.  
e ..... No, I was out.  
f ...*Who was with you?*... Aunt Mary.



Конструкция There was / There were

This is a modern town today.

**There are** a lot of tall buildings and shops.  
**There are** cars and **there isn't** much peace and quiet.



This is the same town fifty years ago.

**There weren't** any tall buildings. **There were** some old houses. **There weren't** many cars and **there wasn't** much noise.



- ◆ Конструкция **There was / There were** это **There is / There are** в форме past simple. **There was** употребляется с существительными в единственном числе. Например: **There was** a post office in the street thirty years ago. **There were** употребляется с существительными во множественном числе. Например: **There were** a few houses in the street thirty years ago. В вопросах **was / were** ставятся перед **there**. Например: **Was there** a post office in the street thirty years ago? **Were there** any houses in the street thirty years ago? Отрицания строятся путем постановки **not** после **was / were**. Например: **There was not / wasn't** a post office in the street thirty years ago. **There were not / weren't** any houses in the street thirty years ago.

Утверждение	Отрицание		Вопрос
	Полная форма	Краткая форма	
There was There were	There was not There were not	There wasn't There weren't	Was there? Were there?

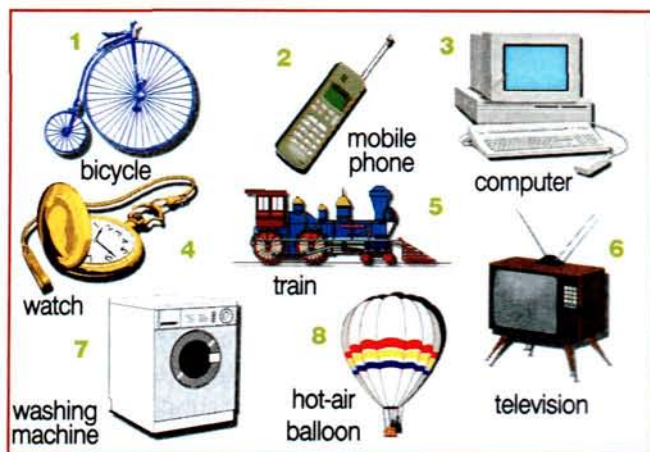
Краткие ответы

- ◆ Краткие ответы строятся с помощью **Yes** или **No** и **there was / there were**. Содержание вопроса не повторяется.

Was there a book on the desk?	Yes, there was. No, there wasn't.
Were there any people in the shop?	Yes, there were. No, there weren't.

- 6 Выполните задание в паре. Используя рисунки, задайте вопросы и ответьте на них. Например:

Уч. А: *Were there bicycles a hundred years ago?*  
Уч. В: *Yes, there were.*





Had

Grandpa, **did** you **have** a TV when you were five?



No, I **didn't**. People **didn't have** TV's then. They **had** radios.

- ◆ **Have (got)** в past simple имеет форму **had (got)** для всех лиц. Вопросы строятся с помощью вспомогательного глагола **did**, личного местоимения в именительном падеже и глагола – **have**. Например: **Did you have many toys when you were a child?** Отрицания строятся с помощью **did not** и **have**.  
Например: **I did not / didn't have many toys when I was a child.**

Утверждение	Отрицание		Вопрос
	Полная форма	Краткая форма	
I had	I did not have	I didn't have	Did I have?
You had	You did not have	You didn't have	Did you have?
He had	He did not have	He didn't have	Did he have?
She had	She did not have	She didn't have	Did she have?
It had	It did not have	It didn't have	Did it have?
We had	We did not have	We didn't have	Did we have?
You had	You did not have	You didn't have	Did you have?
They had	They did not have	They didn't have	Did they have?

**7** Вставьте краткие формы, как показано на примере.

Полная форма	Краткая форма
1 He did not have any money.	He <i>..didn't have..</i> any money.
2 They did not have lunch.	They ..... lunch.
3 She did not have many books.	She ..... many books.
4 Tina did not have any friends.	Tina ..... any friends.

**8** Вставьте **had** или **did ... have**.

- 1 *..Did..* you *..have..* a lesson last night?
- 2 Ben ..... toothache yesterday.
- 3 They ..... not ..... a good time at the dance.
- 4 Mr and Mrs Newton ..... a big party last night.
- 5 She ..... not ..... many sandwiches for lunch.
- 6 ..... you ..... a dog when you were a child?



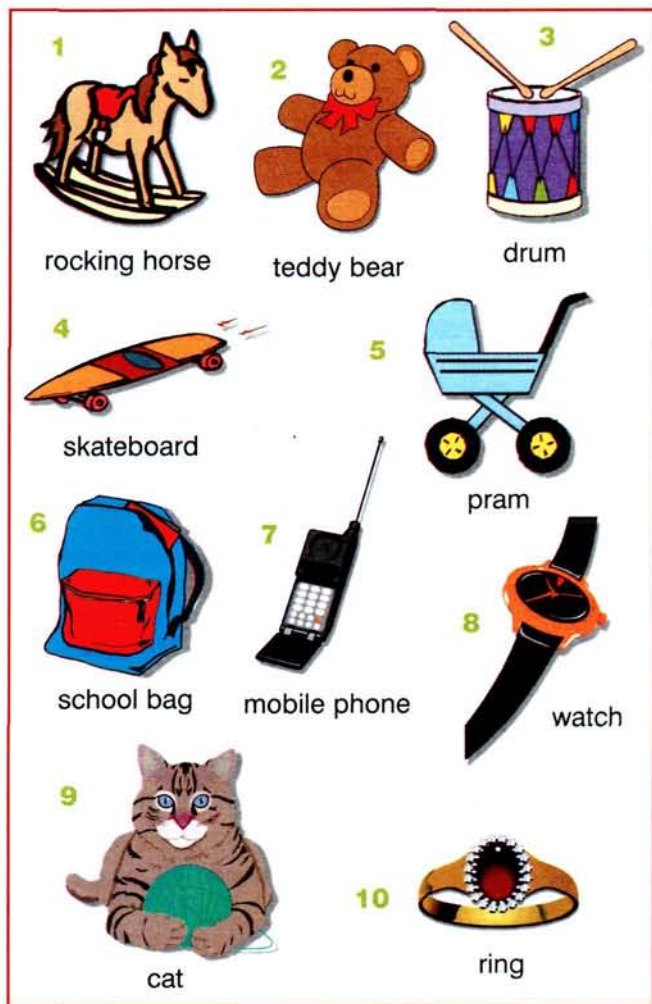
Краткие ответы

Краткие ответы строятся с помощью **Yes** или **No**, личного местоимения в именительном падеже и вспомогательного глагола **did / didn't**.  
 Например: *Did you have much money?*  
*Yes, I did. / No, I didn't.*

Did you ...?	Yes, I/we did.	No, I/we didn't.
Did he/she/it ...?	Yes, he/she/it did.	No, he/she/it didn't.
Did they ...?	Yes, they did.	No, they didn't.

**9** Выполните задание в парах. Используя рисунки, задайте вопросы и ответьте на них. Например:

Уч. А: *Did you have a rocking horse when you were five years old?*  
 Уч. В: *Yes, I did. / No, I didn't.*



**10** Вставьте **was, were, have** или **had**. Затем воспроизведите диалог в парах.

Lisa: Where 1) *..were...* you last night?  
 Helen: I 2) ..... at Jenny's house.  
 Lisa: Did she 3) ..... a party?  
 Helen: Yes, it 4) ..... her birthday.  
 Lisa: Did you 5) ..... fun?  
 Helen: Yes, we 6) ..... a lovely time.

Мы употребляем **there was / there were**, чтобы сказать о том, что в прошлом что-то существовало либо находилось в определенном месте. **It was / they were** – когда уже упоминали об этом.

Например: **There was** a sofa in the room.  
 (A не: ~~It was a sofa in the room.~~)  
**It was** big and comfortable.  
**There were** trees in the garden  
 (A не: ~~They were trees in the garden.~~)  
**They were** apple trees.

**11** Вставьте **there was, it was, there were** или **they were**.

- 1) *...There were...* twenty people at the party.  
*...They were...* all John and Patty's friends.
- 2) ..... a car outside my house this morning.  
 ..... a white sports car.
- 3) ..... a lot of messages for Paul at the office.  
 ..... all from his boss.
- 4) ..... a hundred guests at the wedding.  
 ..... all relatives.
- 5) ..... no clouds in the sky yesterday.  
 ..... a beautiful day.
- 6) ..... a call for you this morning.  
 ..... your friend Tony.
- 7) ..... lots of holes in my jacket.  
 ..... very old.
- 8) ..... a lot of people in the room.  
 ..... very crowded.


**12** Исправьте ошибки.

- 1) Did Jim had a bath this morning?
- 2) There was a telephone call for me?
- 3) Was your parents on holiday in June?
- 4) Mary had not a party yesterday.
- 5) There weren't not any biscuits left in the tin.



Past Simple (Was/Were - Had)

13 Вставьте was, were или have.



УСТНО

На верхней картинке – городок Бартон (Barton) в наши дни. На нижней – этот же городок много лет назад. Выполните задание в парах. Задайте вопросы и ответьте на них, используя приведенные ниже слова. Например:

Уч. А: Was Barton different many years ago?  
 Уч. В: Yes, it was.  
 Уч. А: Were there any tall buildings?  
 Уч. В: No, there weren't.

different - tall buildings - houses - cars - shops - wide streets - trees - crowded



ПИСЬМЕННО

Теперь, используя картинки и диалог из предыдущего задания, завершите рассказ о городе Бартоне.

This is Barton. It 1) ..... a modern town. In the main street there 2) ..... lots of tall buildings. The road 3) ..... very busy because it is in a big shopping area. There 4) ..... lots of cars, buses and people, but there 5) ..... any trees. Fifty years ago Barton was very different. There weren't any .....

.....

.....

.....

.....



# UNIT 12

## Past Simple (Regular/Irregular Verbs)



Julie and her daughter **didn't stay** at home last weekend.

They **went** to a friend's house in the mountains.

They **played** in the snow and **had** a lot of fun.

- ◆ Past simple **правильных глаголов** образуется путем прибавления **-ed** к смысловому глаголу. Например: He **played** football yesterday. Вопросы строятся с помощью вспомогательного глагола **did**, личного местоимения в именительном падеже и смыслового глагола без **-ed**. Например: **Did he play** football yesterday? Отрицания образуются с помощью **did not / didn't** и смыслового глагола без **-ed**. Например: He **did not / didn't play** football yesterday.

Утверждение	Отрицание		Вопрос
	Полная форма	Краткая форма	
I worked	I did not work	I didn't work	Did I work?
You worked	You did not work	You didn't work	Did you work?
He worked	He did not work	He didn't work	Did he work?
She worked	She did not work	She didn't work	Did she work?
It worked	It did not work	It didn't work	Did it work?
We worked	We did not work	We didn't work	Did we work?
You worked	You did not work	You didn't work	Did you work?
They worked	They did not work	They didn't work	Did they work?

### Правописание

- ◆ К глаголам, оканчивающимся на **-e**, прибавляется только **-d**. *like - liked*
- ◆ В глаголах, оканчивающихся на **согласную + y**, опускается **y** и прибавляется **-ied**. *study - studied* Но к глаголам, оканчивающимся на **гласную + y**, прибавляется **-ed**. *play - played, stay - stayed*
- ◆ В глаголах, оканчивающихся на **ударный слог с кратким гласным** между двумя согласными, конечная согласная буква удваивается и прибавляется **-ed**. *stop - stopped* Но *visit - visited*
- ◆ В глаголах, оканчивающихся на **l**, удваивается **l** и прибавляется **-ed**. *travel - travelled, quarrel - quarrelled*

**1** Впишите **past simple** этих глаголов в соответствующую графу.

laugh, tidy, travel, stay, plan, hate, cry, rob, pull, love, study, dance, kiss, drop, change, enjoy, try, live, prefer, cook, hurry

- ed	- d
<i>laughed</i>	
- ied	двойная согласная + ed



# Past Simple (Regular/Irregular Verbs)

## Произношение

Окончание **-ed** произносится как:

- ◆ / **ɪd** /, если глаголы оканчиваются на звуки / **t** / или / **d** /.  
*wanted, mended*
- ◆ / **t** /, если глаголы оканчиваются на звуки / **k** /, / **s** /, / **tʃ** /, / **ʃ** /, / **f** / или / **p** /.  
*liked, missed, watched, washed, laughed, stopped*
- ◆ / **d** /, если глаголы оканчиваются на другие звуки.  
*closed, studied, loved, robbed*

- ◆ **Past simple неправильных глаголов** образуется не путем прибавления **-ed**, а другими способами. Например: *go – went, see – saw, drink – drank*. (Смотрите список неправильных глаголов на странице 126.) Вопросы и отрицания с этими глаголами строятся с помощью вспомогательного глагола **did / did not (didn't)** и корневой (основной) формы смыслового глагола. Например: *He went out - Did he go out? - He didn't go out.*

### 2

Впишите **past simple** этих глаголов в соответствующую графу, прочтите вслух.

start, open, wish, look, wait, jump, carry, visit, cook, clean, end, finish, add, live, match, count, laugh, pray, kiss, type, decide, change

/ <b>ɪd</b> /	<i>started,</i>
/ <b>t</b> /	
/ <b>d</b> /	

### Утверждение

### Отрицание

### Вопрос

#### Полная форма

#### Краткая форма

I went  
You went  
He went  
She went  
It went  
We went  
You went  
They went

I did not go  
You did not go  
He did not go  
She did not go  
It did not go  
We did not go  
You did not go  
They did not go

I didn't go  
You didn't go  
He didn't go  
She didn't go  
It didn't go  
We didn't go  
You didn't go  
They didn't go

Did I go?  
Did you go?  
Did he go?  
Did she go?  
Did it go?  
Did we go?  
Did you go?  
Did they go?

### 3

Напишите формы **past simple** следующих глаголов.

- |         |                    |          |       |
|---------|--------------------|----------|-------|
| 1 run   | ... <i>ran</i> ... | 12 take  | ..... |
| 2 make  | .....              | 13 drive | ..... |
| 3 break | .....              | 14 steal | ..... |
| 4 read  | .....              | 15 write | ..... |
| 5 see   | .....              | 16 wake  | ..... |
| 6 drink | .....              | 17 bring | ..... |
| 7 feed  | .....              | 18 leave | ..... |
| 8 eat   | .....              | 19 sleep | ..... |
| 9 come  | .....              | 20 swim  | ..... |
| 10 find | .....              | 21 know  | ..... |
| 11 say  | .....              | 22 give  | ..... |

### 4

Выполните задание в парах. Задайте вопросы и ответьте на них, используя слова-подсказки. Например:

Уч. А: *Mary went somewhere yesterday.*

Уч. В: *Did she go to the theatre?*

- 1 Mary / go / somewhere yesterday (theatre)
- 2 John / meet / somebody yesterday (his boss)
- 3 Father / repair / something yesterday (the car)
- 4 They / visit / somebody yesterday (the Browns)
- 5 Sheila / buy / something yesterday (a dress)
- 6 Tom / talk to / somebody yesterday (Ben)
- 7 They / bring / something yesterday (a cake)



Употребление

Past simple употребляется для выражения:

- действий, произошедших в прошлом в определенное указанное время, то есть нам известно, **когда** (и часто где) эти действия произошли.

*They got married 15 years ago. (When did they get married? 15 years ago.)*



- повторяющихся в прошлом действий, которые более не происходят. В этом случае могут использоваться наречия частоты (always, often, usually и т.д.).

*My father often took me to the playground when I was little.*



- действий, следовавших одно за другим в прошлом.



*First, they had lunch.*



*Then, they met some friends.*

Маркеры

Помимо указанных на странице 61 к маркерам past simple относятся также: *last Monday / Tuesday* и т.д., *then, when*.

5

Поставьте в нужную форму **past simple** глаголы в скобках.

- "...*Did you go*... to school yesterday?"  
"No, it was Sunday." (you/go)
- He ..... an interesting book last month. (read)
- I looked for my keys but I ..... them. (not/find)
- I wasn't hungry so I ..... anything. (not/eat)
- "..... to Fred yesterday?"  
"Yes, I phoned him." (you/speak)
- "..... the bell?" "Yes, but nobody answered." (you/ring)
- "What was that noise?" "I..... anything." (not/hear)
- "What ..... for breakfast?"  
"Bacon and eggs." (they/have)
- "How many books ..... ?"  
"Only one." (you/buy)
- He ..... his presents on Christmas morning. (open)
- I ..... my clothes on Sunday afternoon. (wash)

6

Сначала поставьте в **past simple** глаголы в скобках, а затем соедините начала предложений с их окончаниями.

- |   |   |
|---|---|
| 1 John ... <i>was</i> ... (be) tired, so              | a he ..... (go) to the dentist.             |
| 2 Peter ..... (need) some money, so                   | b he ..... (call) the police.               |
| 3 Anna ..... (not/like) the film, so                  | c I ..... (take) an aspirin.                |
| 4 Sophia and Mary .... (miss) the bus, so             | d she ..... (shout) at them.                |
| 5 Somebody ..... (steal) Mr Jones' car, so            | e he ..... (go) to the bank.                |
| 6 The children ..... (break) their mother's watch, so | f he ... <i>went</i> ... (go) to bed early. |
| 7 I ..... (not/feel) well, so                         | g they ..... (take) a taxi.                 |
| 8 Mike ..... (have) toothache, so                     | h she ..... (leave) the cinema.             |

- |                    |         |         |         |
|--------------------|---------|---------|---------|
| 1 ... <i>f</i> ... | 3 ..... | 5 ..... | 7 ..... |
| 2 .....            | 4 ..... | 6 ..... | 8 ..... |



Past Simple (Regular/Irregular Verbs)

Краткие ответы

Краткие ответы строятся с помощью Yes или No, личного местоимения в именительном падеже и вспомогательного глагола did / didn't. Содержание вопроса не повторяется.

Например: Did you go to the cinema?  
Yes, I did. No, I didn't.

Did you ...? Yes, I/we did. No, I/we didn't.

Did he/she/it ...? Yes, he/she/it did. No, he/she/it didn't.

Did they ...? Yes, they did. No, they didn't.

**7** Поставьте в *past simple* глаголы в скобках.



Last Sunday the Carter family 1) ...went... (go) camping in the countryside. They 2) ..... (find) a nice place by a river. Mr Carter 3) ..... (put up) the tent. After that they 4) ..... (eat) some sandwiches and cakes. Then, Mr Carter 5) ..... (show) Sam and Pamela how to fish. Mrs Carter 6) ..... (pick) some flowers, and their dog Champ 7) ..... (swim) in the river. They all 8) ..... (have) a very good time.

**8** Выполните задание в парах. Прочтите еще раз текст упражнения 7, задайте вопросы и ответьте на них, как показано на примере.

- the Carter family / go shopping?  
Уч. А: *Did the Carter family go shopping?*  
Уч. В: *No, they didn't. They went camping.*
- they / find / a nice place for their tent?
- Mrs Carter / put up / the tent?
- they / eat / hamburgers and biscuits?
- Mr Carter / show the children / how to fish?
- Mrs Carter / swim in the river?
- they / have a good time?

**9** Мама Анны оставила список того, что надо сделать Анне. Сейчас она на работе и говорит с Анной по телефону. Используя список (✓ – сделано, ✗ – нет), заполните пропуски подходящими глаголами в *past simple*. Дайте краткие ответы.

✓	go to the supermarket	✓
✗	post the letters	✗
✗	go to the baker's	✗
✓	feed Blacky	✓
✓	take him for a walk	✓
✓	make the beds	✓
✗	water the plants	✗
✓	wash the dishes	✓

Mother: Hello Anna.  
Anna: Hi Mum.  
Mother: Did you do the things I asked you to do?  
Anna: I did some of them but not all of them.  
Mother: So, 1) ...*did you go*... to the supermarket?  
Anna: 2) ....., but I 3) .....  
to the baker's.  
Mother: That's all right. 4) ..... the letters?  
Anna: 5) .....  
Mother: 6) ..... the beds?  
Anna: 7) ....., and I also 8) .....  
the dishes.  
Mother: Good! What about the dog?  
Anna: I 9) ..... Blacky and then I  
10) ..... him for a walk.  
Mother: 11) ..... the plants?  
Anna: 12) .....  
Mother: It doesn't matter. I'm glad you did all those things.  
Anna: To tell you the truth Mum, Grandma came and helped me!

**10** Поставьте в *present simple*, *present continuous* или *past simple* глаголы в скобках.

- Tina ...*is washing*... (wash) her car at the moment.
- Alex ..... (phone) me yesterday evening.
- "..... (you/watch) the football match on TV last night?"  
"No, I ..... (not/like) football very much."
- Father ..... (read) his newspaper now. He always ..... (read) it in the evening.
- They often ..... (go) to the beach last year.



Past Simple (Regular/Irregular Verbs)

- 6 We ..... (not/go) to the cinema last night. We ..... (stay) at home and ..... (listen) to music.
- 7 Steve ..... (wake up) at 8.30 yesterday morning. He ..... (have) a shower and then he ..... (eat) a big breakfast.
- 8 Richard usually ..... (leave) the office at 4 o'clock. It is 4.30 now and he ..... (still/work) because he ..... (come) to work late this morning.
- 9 Greg and Catherine ..... (look) for a new flat at present.
- 10 Mr and Mrs Adams usually ..... (visit) their daughter on Sundays.
- 11 Diana ..... (leave) school in 1989. She ..... (study) French at university and she ..... (become) a teacher four years ago.
- 12 The children are in the garden. They ..... (play) with the dog.
- 13 Ben often ..... (meet) his friends on Sunday mornings. Last Sunday they ..... (drive) to the beach and ..... (spend) all day there.
- 14 "Where ..... (be) Peter?" "He ..... (leave) for work a minute ago."
- 15 "When ..... (you/visit) India?" "Ten years ago. I ..... (like) it very much."
- 16 Tom usually ..... (get up) late on Saturday mornings. He ..... (wake up) early last Saturday because he ..... (want) to go to the shops with my sister.

11

Сначала поставьте в вопросительную форму **past simple** глаголы в скобках, затем выберите вопросы к ответам.

- 1 What time ...*did you get up*... (you/get up) this morning?
- 2 When ..... (she/move) to London?
- 3 Why ..... (he/go) to Paris?
- 4 Where ..... (he/see) the film?
- 5 Whose car ..... (she/drive) this morning?
- 6 Who ..... (they/invite) to dinner?
- 7 What ..... (you/have) for lunch?

- |   |                 |             |
|---|-----------------|-------------|
| a | Four years ago. | .....       |
| b | At the cinema.  | .....       |
| c | Pizza.          | .....       |
| d | At 8 o'clock.   | .....1..... |
| e | Jean and Tom.   | .....       |
| f | For a holiday.  | .....       |
| g | Robert's.       | .....       |

12

Поставьте в **present simple**, **present continuous** или **past simple** глаголы в скобках.



- Donna: Hello Mark! It's Donna. How are you?  
 Mark: I'm fine. I 1) ...*woke up*... (wake up) half an hour ago and I 2) ..... (have) breakfast at the moment.  
 Donna: But, it's lunchtime!  
 Mark: Well, Ann and I 3) ..... (go) to Philip's party last night and we 4) ..... (come) home very late.  
 Donna: 5) ..... (you/enjoy) the party?  
 Mark: I 6) ..... (have) a very good time but Ann 7) ..... (not/like) it.  
 Donna: Oh, why?  
 Mark: They only 8) ..... (play) rock music and Ann 9) ..... (hate) rock. She 10) ..... (not/dance) at all.  
 Donna: 11) ..... (they/serve) any food?  
 Mark: Yes, there 12) ..... (be) a lot of things. What 13) ..... (you/do) last night?  
 Donna: Well, I ...

13

Подчеркните нужную форму глагола.

- 1 Karen *washes/is washing* her hair every day.
- 2 Mark *worked/is working* very hard these days.
- 3 I *talked/am talking* to Carol on the phone a few days ago.
- 4 John *stays/is staying* with his cousin at present.
- 5 We sometimes *eat/are eating* bacon and eggs for breakfast.
- 6 Jane *breaks/broke* her arm last Monday.
- 7 *Do you call/Did you call* Mike yesterday?
- 8 I *get up/got up* at 9 o'clock on Sundays.
- 9 They *go/went* to the Bahamas last summer.
- 10 She *is buying/bought* a computer three days ago.



# Past Simple (Regular/Irregular)

## 14 Выберите правильный ответ.

- Mr Smith is a lawyer. He ...**A**... a lot of hours.  
A works      B is working      C worked
- Sid ..... me with my homework last night.  
A helps      B is helping      C helped
- The robber ..... over the wall and ran away.  
A is jumping      B jumps      C jumped
- "What is Dad doing?" "He ..... the bathroom."  
A is painting      B painted      C paints
- When Father came, we ..... to the theatre.  
A go      B went      C are going

## 15 Вставьте предложенные глаголы в форме past simple.

enjoy, break, have

1 Did you go shopping yesterday?

No, I .....  
..... time.

2 How was your meal?

Lovely. We .....  
it very much.

3 When ..... you ..... your leg?

Two days ago.

## УСТНО

Что вы делали прошлым летом? Задайте вопросы и ответьте на них, используя таблицу под рисунком. Например:

Уч. А: Did you travel abroad? Уч. В: Yes, I did.  
Уч. А: Did you stay at a hotel? Уч. В: No, I didn't.



travel abroad?	✓
stay at a hotel?	x
swim every day?	
go to a bar every night?	
go fishing?	
meet any new people?	
take any photos?	
sunbathe in the mornings?	
have an accident?	
read any books?	
collect any shells?	
watch the sun set?	

## ПИСЬМЕННО

Представьте себе, что прошлым летом вы ездили за границу. Напишите о своей поездке. Начните так:

Last summer I travelled abroad. I went to ..

.....

.....

.....


.....

.....



# UNIT 13

## Present Perfect



He **has bought** a horse.



How long **have** they **been** married?  
They **have been** married for 35 years.



Richard's car **has** just **broken** down.

- ◆ Настоящее совершенное время (present perfect) образуется с помощью вспомогательного глагола **have / has** и причастия прошедшего времени. Причастие прошедшего времени правильных глаголов образуется путем добавления к глаголу окончания **-ed**. Например: *clean - cleaned, study - studied*. Причастие прошедшего времени неправильных глаголов образуется иначе. Например: *give - given*. (Смотрите список неправильных глаголов на странице 126.)  
Например: *I **have written** a letter.*

Вопросы строятся путем постановки **have / has** перед личным местоимением в именительном падеже. Например: ***Has she cleaned** the room? **Have you written** a letter?*

Отрицания строятся путем постановки **not** между **have / has** и причастием прошедшего времени. Например: *She **has not / hasn't** cleaned the room. I **have not / haven't** written a letter.*

### ПРАВИЛЬНЫЙ ГЛАГОЛ (REGULAR VERB)

Утверждение		Отрицание		Вопрос
Полная форма	Краткая форма	Полная форма	Краткая форма	
I have cleaned	I've cleaned	I have not cleaned	I haven't cleaned	Have I cleaned?
You have cleaned	You've cleaned	You have not cleaned	You haven't cleaned	Have you cleaned?
He has cleaned	He's cleaned	He has not cleaned	He hasn't cleaned	Has he cleaned?
She has cleaned	She's cleaned	She has not cleaned	She hasn't cleaned	Has she cleaned?
It has cleaned	It's cleaned	It has not cleaned	It hasn't cleaned	Has it cleaned?
We have cleaned	We've cleaned	We have not cleaned	We haven't cleaned	Have we cleaned?
You have cleaned	You've cleaned	You have not cleaned	You haven't cleaned	Have you cleaned?
They have cleaned	They've cleaned	They have not cleaned	They haven't cleaned	Have they cleaned?

### НЕПРАВИЛЬНЫЙ ГЛАГОЛ (IRREGULAR VERB)

Полная форма	Краткая форма	Полная форма	Краткая форма	
I have eaten	I've eaten	I have not eaten	I haven't eaten	Have I eaten?
You have eaten	You've eaten	You have not eaten	You haven't eaten	Have you eaten?
He has eaten	He's eaten	He has not eaten	He hasn't eaten	Has he eaten?
She has eaten	She's eaten	She has not eaten	She hasn't eaten	Has she eaten?
It has eaten	It's eaten	It has not eaten	It hasn't eaten	Has it eaten?
We have eaten	We've eaten	We have not eaten	We haven't eaten	Have we eaten?
You have eaten	You've eaten	You have not eaten	You haven't eaten	Have you eaten?
They have eaten	They've eaten	They have not eaten	They haven't eaten	Have they eaten?



1

Напишите причастия прошедшего времени следующих глаголов.

1 see ... <i>seen</i> ...	11 catch .....
2 cut .....	12 read .....
3 work .....	13 arrive .....
4 leave .....	14 make .....
5 feed .....	15 give .....
6 bring .....	16 sing .....
7 swim .....	17 teach .....
8 buy .....	18 ring .....
9 drink .....	19 do .....
10 go .....	20 eat .....

## Употребление

Present perfect употребляется для выражения:

- ♦ действий, которые произошли в прошлом в неопределенное время. Конкретное время действия не важно, важен результат.

Например: They **have bought** a new house.  
(Когда они его купили? Мы не знаем, когда. Конкретное время не важно.)

- ♦ действий, которые начались в прошлом и все еще продолжают в настоящем.

Например: I **have known** Mary for ten years.  
(Мы познакомились десять лет назад. Естественно, знакомы и сейчас.)

- ♦ действий, которые завершились совсем недавно и их результаты все еще ощущаются в настоящем.

Например: Tom **has just painted** the fence.  
(Он только что закончил красить. Краска на заборе еще не высохла.)

## Маркеры

К маркерам present perfect относятся: *since, for, how long, ever, never, yet, already, just, so far, recently.*

2

Выполните задание в парах. Используя подсказки, задайте вопросы и ответьте на них. Например:

Уч. А: *Have you seen Mary?*

Уч. В: *Yes, I've seen her.*

- 1 you / see / Mary / Yes
- 2 Jim / eat / his meal / No
- 3 John / talk to / his parents / Yes
- 4 she / read / that book / No
- 5 they / clean / their house / Yes
- 6 Mark / buy / a new bike / Yes
- 7 you / phone / your father / No

3

Поставьте в *present perfect* глаголы в скобках.

- 1 My friend ...*has opened*... (open) a flower shop in the village.
- 2 I ..... (not/do) my homework yet.
- 3 The baker ..... (bake) many loaves of bread.
- 4 ..... (you/send) aunt Margaret a birthday card yet?
- 5 Grandma ..... (water) the flowers.
- 6 I ..... (lose) my gloves.
- 7 ..... (Fiona and Andrew/move) to a new house yet?
- 8 He ..... (not/finish) his lunch yet.
- 9 Beth ..... (knit) a beautiful red sweater.
- 10 I ..... (forget) his address.
- 11 ..... (the doctor/take) your temperature?
- 12 Nigel ..... (write) a new book.

4

Сначала поставьте в *present perfect* глаголы в скобках. Затем в парах составьте аналогичные диалоги о себе.

A: What 1) ...*have you done*... (you/do) so far?

B: Lots of things. I 2) ..... (clean) the house, I 3) ..... (cook) lunch and I 4) ..... (take) the dog for a walk. What about you?

A: I 5) ..... (water) the flowers, I 6) ..... (wash) the dishes and I 7) ..... (cut) the grass.



**How long** употребляется в вопросах о продолжительности действия. *Например: How long have you worked here? (Как долго ты здесь работаешь?)*

**For** употребляется для указания продолжительности действия. *Например: I've lived here for eight years. (Я живу здесь восемь лет.)*

**Since** употребляется для указания времени начала действия. *Например: I've known him since 1990.*

**5** Выполните задание в парах. Задайте вопросы и ответьте на них. **Например:**

Уч. А: *How long has Jenny lived here?*  
Уч. В: *She has lived here for three years.*

- 1 Jenny / live here / three years.
- 2 Kim / be / a teacher / 1995.
- 3 They / work / here / six months.
- 4 Peter / know / them / last year.
- 5 Rob / be / ill / Tuesday.

**6** Вставьте *since* или *for*.

- |                        |                   |
|------------------------|-------------------|
| 1 ...for... six months | 5 ..... last week |
| 2 ..... June           | 6 ..... a month   |
| 3 ..... two weeks      | 7 ..... yesterday |
| 4 ..... three years    | 8 ..... 1977      |

**already/ just** употребляются в утвердительных высказываниях и ставятся между глаголом *have* и причастием прошедшего времени.

*Например: They have already packed their suitcases. I've just phoned him.*

**yet** употребляется в вопросах и отрицаниях и ставится в конце предложения. *Например: Have you posted the letter yet? He hasn't written to me yet.*

**7** Выполните задание в парах. Задайте вопросы и ответьте на них. **Например:**

1. Уч. А: *Have you eaten dinner yet?*  
Уч. В: *Yes, I have already eaten dinner.*

2. Уч. А: *Have they done their homework yet?*  
Уч. В: *No, they haven't done their homework yet.*

- 1 (you / eat / dinner) - (Yes)
- 2 (they / do / their homework) - (No)
- 3 (Tom / write / the letter) - (Yes)
- 4 (Sophia / watch / the news) - (No)
- 5 (Mum / clean / the house) - (No)
- 6 (they / do / the shopping) - (Yes)
- 7 (you / wash / the clothes) - (Yes)
- 8 (Bob / go / to bed) - (No)

**ever** употребляется в вопросах и ставится между глаголом *have* и причастием прошедшего времени. *Например: Have you ever travelled abroad?*

**never** употребляется в отрицательных высказываниях и ставится между *have* и причастием прошедшего времени. *Например: I have never travelled abroad.*

**8** Напишите предложения, используя маркеры, указанные в скобках. Следуйте примеру.

- 1 You have been to America.  
(ever) *Have you ever been to America?*  
(never) *I have never been to America.*
- 2 Molly has worked in an office.  
(ever) .....  
(never) .....
- 3 Colin has gone home.  
(yet) .....  
(already) .....
- 4 Ralph and Wendy have eaten breakfast.  
(yet) .....  
(just) .....

**9** Вставьте *yet, recently, how long, never, since, just, so far, for* или *ever*.

- 1 ...*How long*... have you been a teacher?
- 2 Kate has ..... cleaned the window.
- 3 Have you ..... been to Egypt?
- 4 Sandra has ..... driven a car before.
- 5 I haven't invited anyone to the party .....
- 6 She has only written one letter .....
- 7 You have known them ..... five years.
- 8 He hasn't phoned ..... Sunday.
- 9 Toby has ..... bought a dog.



## Краткие ответы





Краткие ответы строятся с помощью *Yes* или *No*, личного местоимения в именительном падеже и вспомогательного глагола *have / haven't* или *has / hasn't*. Содержание вопроса не повторяется. Например: *Have you ever eaten Chinese food? Yes, I have. / No, I haven't.*

Have you ...?	Yes, I/we have.
	No, I/we haven't.
Has he/she/it ...?	Yes, he/she/it has.
	No, he/she/it hasn't.
Have they ...?	Yes, they have.
	No, they haven't.

10

Используя таблицу (✓ – да, ✗ – нет), задайте своему партнеру вопросы о Билле (Bill) и Мэри (Mary), а затем о нем самом. Потом поменяйтесь ролями.

- i) Уч. А: *Has Bill ever caught a big fish?*  
Уч. В: *Yes, he has.*
- ii) Уч. А: *Have you ever caught a big fish?*  
Уч. В: *No, I haven't./Yes, I have.*

	Bill	Mary	You
 catch / big fish	✓	✗	
 fly / in a plane	✗	✓	
 travel / abroad	✓	✗	
 ride / a camel	✓	✗	

## Сопоставление Past Simple и Present Perfect

### Past Simple

Мы употребляем *past simple* для выражения действия, которое:

- произошло в прошлом в указанное время.



*They bought a big house ten years ago. (Когда? Десять лет назад. Время указано.)*

- началось и закончилось в прошлом.



*Tom Crown was an actor for twenty years. (Он больше не актер.)*

### Present Perfect

Мы употребляем *present perfect* для выражения действия, которое:

- произошло в прошлом в неопределенное время.



*They have bought a yacht. (Когда? Мы не знаем. Время не указано.)*

- началось в прошлом и продолжается сейчас.



*Tom Crown has been a director for three years. (Он стал режиссером три года назад и является им до сих пор.)*



11

Впишите в ответы пропущенные слова, как показано на примере.

- Have you visited your grandparents?  
Yes, ... *I visited them* ... last weekend.
- Has David finished his painting?  
Yes, ..... on Monday.
- Have you read the letter?  
Yes, ..... half an hour ago.
- Has Pam moved house?  
Yes, ..... last month.

12

Поставьте в present perfect или past simple глаголы в скобках.

- I ... *didn't go* ... (not/go) to school yesterday because I was ill.
- ..... (you/ever/fly) a kite?
- There is nothing in the box. I ..... (just/empty) it.
- Simon ..... (go) to the theatre last week.
- ..... (you/eat) all the chocolate cake last night?
- ..... (you/wear) your new hat yet?
- I ..... (drink) twelve glasses of water yesterday.
- Dora ..... (visit) five European countries so far.
- ..... (you/come) to work by bus yesterday?
- ..... (you/go) to Samantha's party last Saturday?


13

Поставьте в present perfect или past simple глаголы в скобках.

- A: ... *Have you ever seen* ... (you/ever/see) an elephant?  
B: Yes, I ..... (see) some in a zoo last summer.  
A: ..... (you/touch) them?  
B: No, they ..... (be) in their cages.
- A: ..... (you/go) shopping on Saturday?  
B: Yes, I ..... (buy) lots of things.  
A: What ..... (you/buy)?  
B: A jacket, some shoes and a pair of trousers.
- A: ..... (you/finish) your project yet?  
B: Yes, I ..... (finish) it last night.  
A: ..... (you/type) it yet?  
B: Yes, I ..... (already/type) it.
- A: ..... (you/ever/be) to Poland?  
B: Yes, I ..... (go) there in 1992.  
A: Where ..... (you/stay)?  
B: I ..... (stay) at a friend's house in Warsaw.

14

Поставьте в present perfect или past simple глаголы в скобках.



Dear Lydia,

I'm writing to tell you all the latest family news. Aunt Daisy (1) ... *had* ... (have) a baby girl a week ago. Uncle Nick is very pleased. They (2) ..... (name) the baby Louise. Uncle Bruce (3) ..... (buy) a new car and he (4) ..... (give) the old one to Aunt Celia. Do you remember my cousin Rupert? Well, he (5) ..... (move) to Germany last month. He (6) ..... (take) his wife and children with him. Grandpa (7) ..... (take) Alex on a fishing trip last weekend. Unfortunately, they (8) ..... (not/catch) any fish!

Grandma (9) ..... (recently/redecorate) the living room. She (10) ..... (paint) the walls pink and (11) ..... (buy) a new carpet to match. It looks lovely.

That's all for now. Take care and write soon with your news.

Love,  
Mum

15

Выберите правильный ответ.

- I'm a teacher. I ... *A* ... in a school.  
A work      B worked      C am working
- He ..... goodbye and then he walked away.  
A has said      B said      C says
- "I ..... my work. Can I leave, now?"  
A finish      B have finished      C am finishing
- I ..... on a new book at the moment.  
A work      B am working      C have worked



- 5 ..... make any noise. Mum is sleeping.  
A Doesn't B Don't C Didn't
- 6 She always ..... her teeth twice a day.  
A brushes B has brushed C is brushing
- 7 I ..... a postcard two days ago. It was from my parents.  
A get B have got C got
- 8 We ..... a lot of money on our new house so far.  
A spent B have spent C are spending
- 9 There ..... any rice in the cupboard.  
A aren't B isn't C is
- 10 This house ..... to my uncle Tom.  
A belongs B belong C have belonged

**16** Вычеркните лишнее слово в каждом предложении.

- 1 I have broke a vase yesterday.  
2 Were you be in Paris last month?  
3 Tom has ever eaten all the fruit.  
4 There were not no people at the bus stop.  
5 Alex already cut his finger yesterday.  
6 John hasn't never phoned me yet.

**ДРУГИМИ СЛОВАМИ**

Внимательно посмотрите на эти пары предложений. В каждой паре оба предложения имеют схожий смысл.

- 1 I saw Tim a week ago.  
have I **have not seen Tim for** a week.
- 2 When did you go to Spain?  
ago How long **ago did you go** to Spain?
- 3 I became a teacher four years ago.  
have I **have been a teacher for** four years.

**17** Впишите от двух до пяти пропущенных слов, включая слова, выделенные жирным шрифтом.

- 1 He became a singer ten years ago.  
has He ...**has been a singer for**... ten years.
- 2 They visited their friends a month ago.  
have They ..... their friends for a month.
- 3 When did you visit your grandparents?  
ago How long ..... your grandparents?
- 4 She has been a doctor for ten years.  
became She ..... ten years ago.

**УСТНО**

Бренда (Brenda) и Люк (Luke) переехали в новый дом. Они очень заняты. Посмотрите на список под картинкой. *What have they done? What have they not done?* (✓ – сделали, ✗ – нет.) Выполните задание в парах. Задайте вопросы и ответьте на них. Например:  
Уч. А: *Have they hung the curtains up?*  
Уч. В: *No, they haven't.*



hang the curtains up	✗	repair the taps	✗
paint the fence	✓	polish the floors	✓
buy new carpets	✓	plant any trees	✗
fix the roof	✗	clean the cupboards	✓

**ПИСЬМЕННО**

Бренда пишет письмо своей подруге Сэлли. Допишите письмо, используя предыдущее задание.

Dear Sally,  
We moved into our new house last weekend. It is lovely but we have had lots of things to do.

We haven't hung the curtains up yet, but we have painted the fence. ....  
.....

Moving to a new house is a lot of hard work. I hope everything will be ready when you come to visit us!

Lots of love,  
Brenda



# UNIT 14

## Prepositions

### Предлоги времени



They decorate a tree **at** Christmas. **In** the summer, they go to the beach. His grandfather takes him to the park **on** Sunday mornings.

Предлоги времени используются для указания времени действия. Чаще всего употребляются **at, in** и **on**. Например: He goes to school **at** eight o'clock **in** the morning.

AT		IN		ON	
время:	at 7 o'clock	месяцы:	in September, in March и т.д.	дни:	on Monday
праздники:	at Christmas	времена года:	in the winter/spring/ autumn и т.д.		on New Year's Day
	at Easter			даты:	on May 6th
	at the weekend		годы:	in 1996, in 1998 и т.д.	части суток
в выражениях:	at the moment	века:	in the 20th century	конкрет- ного дня:	on Tuesday evening
	at present	в выражениях:	in the morning/ afternoon/evening in an hour/in a minute in a week/few days/ month/year	прилага- тельное +	
	at dawn			day:	on a hot day
	at noon				
	at night				
	at midnight				

Примечание. Предлоги времени не употребляются:

- со словами **today, tomorrow, tonight** или **yesterday**.  
Например: Come to my house **tomorrow morning**.
- перед словами **this, last, next, every, all, some, each, one** или **any**.  
Например: Let's go to the cinema **next Saturday**.

**1** Употребите следующие слова и словосочетания с нужными предлогами.

Например: *in March, at Christmas*


March, Christmas, spring, Friday, the weekend, Saturday evening, noon, July 5th, the evening, 9 o'clock, Sunday, 1972, night, the 19th century, 6 o'clock, Monday morning, September 16th, the morning, the winter, Christmas Day, dawn

**2** Вставьте **at, on** или **in**.

- I like getting up late ...**at**... the weekend.
- I was born ..... May 14th.
- Let's meet ..... 3:00 and go shopping.
- ..... Friday morning Linda had a French lesson.
- The boat leaves ..... ten minutes.



- 6 He usually meets his friends ..... the evening.
- 7 Call me ..... 2 o'clock tomorrow.
- 8 Tina's birthday party was ..... Sunday night.
- 9 See you ..... a few weeks! Bye!
- 10 Jenny likes staying at home ..... rainy days.



**3** Вставьте предлоги *at, on* или *in*, где это необходимо.

- 1 Mr Simpson is arriving ...*on*... Friday.
- 2 I like walking in the park ..... hot days.
- 3 The accident happened ..... yesterday evening.
- 4 I am very busy ..... the moment.
- 5 Tom plays tennis ..... every Sunday.
- 6 The bus leaves ..... ten minutes.
- 7 They were at the zoo ..... this morning.
- 8 I have a doctor's appointment ..... today.
- 9 They played tennis ..... last Saturday.
- 10 We can go to the beach ..... Sunday.
- 11 My family has lunch ..... noon.
- 12 We give presents ..... Christmas.
- 13 Don't forget to call Jill ..... tonight.
- 14 The farmer woke up ..... dawn and fed the chickens.
- 15 Jason was fast asleep ..... midnight.

**4** Вставьте предлоги *at, on* или *in*.



**УСНО**

Перед вами программа телепередач на выходные. Один из учеников (ведущий) выбирает телепередачу, не говоря о своем выборе другим. Остальные задают ему вопросы, чтобы узнать, какую он выбрал. Угадавший занимает место ведущего.

	Saturday	Sunday
morning	9.00 Bugs Bunny	8.00 Mickey Mouse
	11.00 Cinderella	9.00 The Jungle Book
afternoon	2.00 Detective Smart	3.00 The Love Boat
	4.00 Happy Days	4.00 The Monsters
evening	7.00 Basketball Game	6.00 Showtime with Sharon
	9.00 The News	9.00 The News

Например (ученик выбирает передачу "The Monsters"):

- |                           |                                |
|---------------------------|--------------------------------|
| Уч. 1: Is it on Saturday? | Уч. 4: Is it in the afternoon? |
| Уч. 2: No, it isn't.      | Уч. 2: Yes, it is.             |
| Уч. 3: Is it on Sunday?   | Уч. 5: Is it at 4 o'clock?     |
| Уч. 2: Yes, it is.        | Уч. 2: Yes, it is.             |
|                           | Уч. 6: It's The Monsters!      |



## Предлоги места

Предлоги места употребляются для указания местонахождения. К ним относятся: **on**, **under**, **in front of**, **behind**, **beside / next to**, **near**, **at**, **in**, **between** и **among**. Предлог **between** указывает на место между двумя объектами (одушевленными или неодушевленными). Предлог **among** указывает на место среди трех или более объектов.



1

The vase is **on** the table.  
The cat is **under** the table.



2

Tom is **in front of** Paul.  
Paul is **behind** Tom.



3

The armchair is **beside / next to** the fireplace. The lamp is **near** the fireplace.



4

The man is **at** the door.  
The children are **in** the room.



5

The house is **between** the bank and the post office.



6

The teacher is standing **among** the students.

### Мы употребляем at

- ◆ в выражениях:  
at school / university / college, at work, at home, at the top of ..., at the bottom of ...
- ◆ с адресами, когда указываем номер дома:  
at 20, Oxford Street, **NO** in Oxford Street

### Мы употребляем in

- ◆ в выражениях:  
in the middle, in the air, in the sky, in bed, in hospital, in prison, in a newspaper / magazine, in a picture
- ◆ с названиями городов, стран и континентов:  
in Athens, in England, in Europe, in Australia

### Мы употребляем on

- ◆ в выражениях:  
on the left, on the right  
on the first / second и т.д. floor

### Мы говорим:

on a chair      **NO**      in an armchair

5

Вставьте **in**, **at** или **on**.

- 1 What have you got ...**in**... your pocket?
- 2 Where's Paul? He is ..... his bedroom.
- 3 Mother is ..... home.
- 4 I like to sit ..... an armchair by the fire.
- 5 Glasgow is a large city ..... Scotland.
- 6 We live ..... Number 37, King's Road.



- 7 The answer is ..... the bottom of the page.
- 8 My house is the first one ..... the left.
- 9 She has left her purse ..... the chair.
- 10 The manager's office is ..... the second floor.
- 11 Dinner is ..... the table.
- 12 Paul is ..... hospital because he is ill.

**6 Подчеркните нужные предлоги.**

- 1 I'm studying French on/in/at school.
- 2 Your shoes are under/between/at the bed.
- 3 The cat is lying among/in front of/at the fire.
- 4 Sue is standing under/at/behind Nancy.
- 5 The boy is standing on/in/among his friends.
- 6 Who was that woman beside/under/on your mother?
- 7 Our house is among/near/in the fire station.
- 8 He has a computer in front of/on/at his desk.
- 9 The children are playing at/on/in the garden.
- 10 The sofa is at/next to/among the table.
- 11 I sit at/in/between my two best friends in class.
- 12 George studied History in/on/at the University of Essex.

**7 Заполните пропуски следующими предлогами.**

near - on - at - in front of - in

Dear Sally,

My family and I are (1) ...in... New York. We are spending the Christmas holidays with our relatives.

We are staying (2) ..... my uncle's house. I'm having a lot of fun with my cousins. There is a park (3) ..... their house. We play (4) ..... the swings and slides every day.

There was a snowstorm yesterday! There is a lot of snow (5) ..... the ground now. My cousins and I want to make a snowman (6) ..... the house.


I hope you had a good time (7) ..... Italy. Write soon.

Love,  
Janet

**8**

Заполните пропуски предлогами из списка. Один из них может быть употреблен дважды.

under, in, at, next to, near, in front of, between, on



Emily is sitting 1) ...at... her desk. The desk is 2) ..... the window. There is a lamp 3) ..... it. Emily's bed is 4) ..... two small tables. There is a carpet 5) ..... the floor. Her cat is 6) ..... the bed. The wardrobe is 7) ..... her desk. Emily's clothes are 8) ..... the wardrobe. There is an armchair 9) ..... the desk.

**УСТНО**

Выполните задание в парах. Закройте текст под картинкой из упражнения 8 и, глядя на картинку, задайте вопросы о расположении вещей (и кота) в комнате Эмили (Emily). Ответьте на эти вопросы. Например:

- Уч. А: Where is Emily's cat?  
Уч. В: It's under the bed.  
Уч. А: Where is Emily's desk?  
Уч. В: It's in front of the window.

**ПИСЬМЕННО**

Нарисуйте свою комнату. Опишите расположение вещей.

This is my bedroom. There is a .....

.....

.....

.....



Предлоги движения

Предлоги движения употребляются для указания направления(ний) движения относительно каких-либо объектов. К ним относятся: **over, along, across, up, down, into, out of, round, onto, through** и **from ... to ...**.



1 The plane is flying **over** the city.  
The car is going **along** the street.  
The man is walking **across** the street.



4 The policeman is coming **round** the corner.  
The thief is jumping **onto** the truck.



2 The boy is going **up** the hill.  
The girl is going **down** the hill.



5 The bus is going **through** a tunnel.  
The bus is going **from** London **to** Oxford.



3 The man is getting **into** the taxi.  
The woman is getting **out of** the taxi.

Примечание. Когда имеем в виду способ передвижения, мы употребляем предлог **by**.  
Например: **by car / bus / train / taxi / plane / boat**  
**НО: on foot**

9 Вставьте предлоги **up, into, through, round, onto, from ... to, over** или **down**.

- 1 The dog is jumping **...onto...** the table.
- 2 The postman has just gone **.....** the corner.
- 3 How far is it **.....** your house **.....** the post office?



- 4 The train is going ..... the tunnel.
- 5 The plane is flying ..... the village.
- 6 Look! That man has climbed ..... the ladder.
- 7 Tears are running ..... his face.
- 8 Come ..... the house and get warm.

**10** Подчеркните нужное слово.

- 1 You must go up/across/into the bridge to get to school.
- 2 Put the cake into/out of/through the oven.
- 3 The motorbike is going down/onto/through the tunnel.
- 4 The children ran onto/out of/over the classrooms when the bell rang.
- 5 I go to school on/by/onto foot.
- 6 The pop singer is ready to sing. He is coming through/over/onto the stage.
- 7 The child is running through/over/across the road.
- 8 The cat has jumped down/onto/across the car.
- 9 You must always take off your shoes when you come into/down/round the house.
- 10 He goes to work by/on/into bus every day.

**11** Вставьте *along, up, through, down, out of* или *across*. Затем расскажите, как пройти от почты к железнодорожному вокзалу.


- A: Excuse me. Where is the post office?  
 B: Go 1) along King's Road and go 2) ..... the tunnel. When you come 3) ..... the tunnel, turn left. Walk until you get to the bridge. Go 4) ..... the steps, 5) ..... the bridge and 6) ..... the steps. Then go 7) ..... the road and the post office is in front of you.



**УСТНО**

Используя картинку, впишите нужные предлоги из приведенного списка. Затем закройте текст и опишите картинку.

*onto, through, out of, to, over, down, into, along, up*



It is Saturday morning. Tim and Bob are playing football in the garden. Their sister Jenny is getting 1) onto her bicycle. Her friends are riding their bicycles 2) ..... the pavement. Their father is carrying the shopping bags 3) ..... the house. Their mother is coming 4) ..... the house. Someone is painting their house. He is climbing 5) ..... the ladder. A black cat is jumping 6) ..... from the tree. A white cat is going 7) ..... the house 8) ..... the window. Some birds are flying 9) ..... the house.

**ПИСЬМЕННО**

Найдите фотографии в журналах и, используя предлоги движения, расскажите, что делают изображенные на них люди.



# UNIT 15

## The Future

### Будущее простое время



- A: What **will** you **buy** Sandra for her birthday?
- B: I think I'll **buy** her a bottle of perfume. What about you?
- A: Perhaps I'll **buy** her a pair of earrings.  
**Will** you **help** me choose them?
- B: **Yes, I will.**

◆ Будущее простое время (future simple \*) образуется с помощью **will** и корневой (основной) формы глагола. Например: He **will** visit his friends. They **will** go to the cinema. Вопросы образуются путем постановки **will** перед личным местоимением в именительном падеже (или существительным). Например: **Will** he visit his friends? **Will** they go to the cinema? В отрицательных предложениях после **will** ставится **not**. Например: He **will not** / **won't** visit his friends. They **will not** / **won't** go to the cinema.

\* Иногда употребляется термин future indefinite.

#### Утверждение

#### Отрицание

#### Вопрос

##### Полная форма

##### Краткая форма

##### Полная форма

##### Краткая форма

I will leave  
you will leave  
he will leave  
she will leave  
it will leave  
we will leave  
you will leave  
they will leave

I'll leave  
you'll leave  
he'll leave  
she'll leave  
it'll leave  
we'll leave  
you'll leave  
they'll leave

I will not leave  
you will not leave  
he will not leave  
she will not leave  
it will not leave  
we will not leave  
you will not leave  
they will not leave

I won't leave  
you won't leave  
he won't leave  
she won't leave  
it won't leave  
we won't leave  
you won't leave  
they won't leave

Will I leave?  
Will you leave?  
Will he leave?  
Will she leave?  
Will it leave?  
Will we leave?  
Will you leave?  
Will they leave?

1

Впишите краткие формы, как показано на примере.

##### Полная форма

##### Краткая форма

- She will come
- I will pay in cash.
- They will not sing.
- We will help.
- He will not run.
- You will be late.

She **'ll** come.  
I ..... pay in cash.  
They ..... sing.  
We ..... help.  
He ..... run.  
You ..... be late.

2

Выполните задание в парах. Задайте вопросы и ответьте на них, используя подсказки. Например:

Уч. А: He **won't** come to work today.  
Уч. В: **Will** he come to work tomorrow, then?

- He / not come / to work today.
- She / not cook / a meal today.
- They / not go out / tonight.
- She / not visit / them tonight.
- I / not study / tonight.
- He / not sing / tonight.



## Употребление

Future simple употребляется:

а) для обозначения будущих действий, без указания точного времени. Например: *We'll travel around the world one day.*



б) для предсказаний будущих событий (predictions).

Например:  
*You'll be a great computer operator one day.*



в) для выражения угроз или предупреждений (threats / warnings).

Например:  
*Be quiet or I'll send you out!*



г) для выражения обещаний (promises) и решений, принятых в момент речи (on-the-spot decisions).

Например:  
*I'll buy you this ring.*

д) с глаголами **hope, think, believe, expect** и т.п.; с выражениями **I'm sure, I'm afraid** и т.п., а также с наречиями **probably, perhaps** и т.п. Например: *I hope he will pass his exams. Perhaps I'll see her tonight.*

## Маркеры

К маркерам future simple относятся:

*tomorrow, the day after tomorrow, next week / month / year, tonight, soon, in a week / month / year* и т.д.

### 3

Вставьте *will ('ll)* или *will not (won't)*.

- You are late. You ...*won't*... get there in time.
- "The ice-cream is melting." "I ..... put it in the freezer."
- Perhaps Tom ..... start looking for a better job.
- I ..... be able to help you tomorrow because I'm busy.
- "We haven't got any milk." "I ..... buy some."
- Put on your coat or you ..... get cold.
- I'm afraid I ..... have time to go shopping with you next Saturday.
- I expect I ..... see Brenda at the party the day after tomorrow.
- It's Fay's birthday next week. I ..... send her a birthday card.
- Stuart is very tired. I think he ..... go to bed early tonight.

### 4

Вставьте глаголы в форме *future simple*.

*help, go, lend, order, take, show*

- A: I've lost my wallet.  
B: I ...*'ll help*... you find it.
- A: I've forgotten my umbrella.  
B: I ..... you mine.
- A: We haven't got any milk.  
B: Never mind. I ..... and buy some.
- A: The dog is ill.  
B: I ..... it to the vet.
- A: Have you got a new car?  
B: Yes, I ..... it to you later.
- A: I don't want to cook tonight.  
B: OK. I ..... a pizza, then.

### 5

Напишите вопросы и отрицательные ответы на них.

- They will be back soon.  
*...Will they be back soon? They won't be back soon....*
- Tom will go to Africa next year.  
.....
- She will visit us next Tuesday.  
.....



### Краткие ответы

В кратких ответах мы употребляем только личное местоимение в именительном падеже и **will / won't**. Содержание вопроса не повторяется. Например: *Will you be back in an hour? Yes, I will. / No, I won't.*

Will you ...?	Yes, I/we will.	No, I/we won't.
Will he/she/it ...?	Yes, he/she/it will.	No, he/she/it won't.
Will they ...?	Yes, they will.	No, they won't.

### Be going to – Will – Present Continuous



**It is going to rain.**  
(Это очевидно. Есть явное доказательство – тучи на небе.)



**You will be a great pianist one day.**  
(Предсказание.)



**He is having a meeting with his boss in an hour.** (Он это запланировал.)

#### Be going to

- ◆ Утверждения строятся с помощью глагола **to be** (am, is, are), **going to** и корневой (основной) формы глагола. Например: *He is going to eat out tonight.* В вопросах глагол **to be** в нужной форме ставится перед личным местоимением в именительном падеже (или существительным). Например: *Is he going to eat out tonight?* Отрицания строятся с помощью **not** после глагола **to be**. Например: *He is not / isn't going to eat out tonight.*

Утверждение		Отрицание		Вопрос
Полная форма	Краткая форма	Полная форма	Краткая форма	
I am going to study	I'm going to study	I am not going to study	I'm not going to study	Am I going to study?

- ◆ **Be going to** употребляется для:
  - выражения заранее принятых планов и намерений на (близкое) будущее (plans / intentions). Например: *I am going to play football this afternoon. He is going to buy a bike this summer.*
  - предсказаний, когда уже есть доказательства того, что они сбудутся в близком будущем (evidence). Например: *It is going to rain.* (На небе тучи.)

#### Present Continuous

- ◆ Для обозначения действий, заранее запланированных на недалекое будущее, может употребляться также **present continuous**. Например: *I am meeting Helen at two o'clock.* В частности, с глаголами движения **come, go, fly, travel, leave** и т.д. Например: *I am leaving for Paris tomorrow.* (Я это запланировал.)

### 6

#### Вставьте краткие ответы.

- Will they go camping next week?  
Yes, ...*they will*....
- Will Tom buy a car next year? No, .....
- Will Fiona go to a concert tonight? No, .....
- Will the children decorate the cake? Yes, .....
- Will Mother be back in an hour? No, .....
- Will Peter call Kate tonight? Yes, .....
- Will you help me fix the TV? No, .....



**7** Прочтите предложения. Используя приведенные ниже глаголы, расскажите **what these people are going to do**.

*study all day, post it, sleep, have a party, go to the hairdresser's, take a taxi*

- 1 Kim and Paul are tired. ...*They're going to sleep*....
- 2 Richard has written a letter.
- 3 Kate has missed the bus.
- 4 Mrs Hunter's hair is untidy.
- 5 It is Jane's birthday.
- 6 Bob has an exam tomorrow.

**8** Впишите в нужной форме **be going to** и глаголы в скобках.

- 1 I ...*am going to buy*... (buy) a new car next month.
- 2 When ..... (you/tidy) your bedroom? It's very messy!
- 3 Bob ..... (play) football on Saturday because he has hurt his leg.
- 4 Barry and Jason ..... (visit) their grandparents on Sunday.
- 5 ..... (Denise/appear) in the new TV series? .
- 6 Monica ..... (sing) in the concert. She has got a sore throat.
- 7 I ..... (walk) to school today. I'll take the bus.
- 8 ..... (you/help) me wash the dishes after lunch?
- 9 Helen ..... (cook) dinner for some friends tomorrow.
- 10 Ruth ..... (come) with us. She's too busy at work.

## Краткие ответы

В кратких ответах с **be going to** мы употребляем только **Yes** или **No**, личное местоимение в именительном падеже и глагол **to be**. Содержание вопроса не повторяется. Например: *Are you going to wash the car? Yes, I am. / No, I'm not.*

Are you ...? Yes, I am/we are. No, I'm not/we aren't.

Is he/she/it ...? Yes, he/she/it is. No, he/she/it isn't.

Are they ...? Yes, they are. No, they aren't.

**9** Ознакомьтесь с планами семьи Тейлоров (the Taylors) на следующую неделю. Выполните задание в парах. Задайте вопросы и ответьте на них, используя подсказки. Например:

Уч. А: *Are Eric and Rose going to wash the car on Sunday?*

Уч. В: *Yes, they are.*



Sunday	Eric and Rose — wash the car
Monday	Mrs Taylor — visit her mum
Tuesday	Mr and Mrs Taylor — play tennis
Wednesday	Eric — study for an exam
Thursday	Rose — tidy her room

- 1 Eric and Rose / wash the car / Sunday?
- 2 Mrs Taylor / visit her mum / Tuesday?
- 3 Mr and Mrs Taylor / play tennis / Tuesday?
- 4 Eric / study for an exam / Thursday?
- 5 Rose / tidy her room / Thursday?

**10** Вставьте **will** или **be going to** в сочетании с одним из предложенных глаголов.

*visit, answer, be, write, study, finish*

- 1 A: The phone is ringing.  
B: *Okay. I'll answer it.* .....
- 2 A: You haven't finished your homework yet.  
B: I know. I ..... it after I have a bath.
- 3 A: Do you like singing?  
B: Yes, I do. I ..... a singer.
- 4 A: Do you want to go out for dinner tonight?  
B: I can't. I ..... for my exams.
- 5 A: Please write to us.  
B: I promise we ..... regularly.
- 6 A: Have you made plans for Christmas?  
B: Yes, I ..... my parents in Brighton.



# UNIT 15

## The Future

11

Что выражают *will / be going to* в каждом предложении? Подчеркните правильное значение.

- I'll have some cheesecake. (*on-the-spot decision / promise*)
- Don't go out! You'll catch a cold. (*intention / warning*)
- Pamela is going to have a baby in June. (*evidence / threat*)
- You will meet a very rich and handsome man. (*prediction / intention*)
- Stop that noise or I'll send you to your room. (*on-the-spot decision / threat*)
- Mary's going to buy a present for Tom this afternoon. (*intention / promise*)
- I'll help you cut the tree tomorrow. (*prediction / promise*)

12

Вставьте *future simple, be going to* или *present continuous*.

- The tree is falling. It *is going to hit*... (hit) that car!
- I can't meet you today. I ..... (have) lunch with my boss in an hour.
- It's hot in here. I ..... (take off) my sweater.
- Tom ..... (fly) to New York on Friday. He has already bought his ticket.
- She likes children. She ..... (be) a teacher.
- I'm sure Kim ..... (not/let) you drive her new car.
- I can't go to the cinema on Saturday. I ..... (go) to the shops with my mother.
- I think it ..... (snow) on Christmas Day this year.

13

Выберите правильный ответ.

- Do you think it *C*... tomorrow?  
A rained      B has rained      C will rain
- Beth ..... to the cinema every Saturday.  
A has gone      B is going      C goes
- They ..... three films so far.  
A have seen      B saw      C see
- Put on your coat or you ..... a cold.  
A be catching      B have caught      C will catch

- I ..... dinner with Paul this evening. Do you want to join us?  
A will have      B am having      C have had
- Grandmother ..... us in our new house yet.  
A didn't visit      B hasn't visited  
C doesn't visit
- I usually ..... my clothes on Monday mornings.  
A wash      B washes      C have washed
- I ..... a big chocolate cake for my birthday last year.  
A will bake      B have baked      C baked
- I ..... for a new job this summer.  
A am going to look      B am looking  
C have looked
- Mum ..... the kitchen at the moment.  
A cleaned      B has cleaned      C is cleaning

14

Поставьте в нужное время глаголы в скобках.



Dear Anita,

I (1) ..... (have) a lovely time here in Egypt. I (2) ..... (stay) in Cairo in a nice hotel with my family. I (3) ..... (see) many wonderful things so far. Yesterday morning I (4) ..... (go) to see the Pyramids. They (5) ..... (be) amazing. In the evening we (6) ..... (go) to a restaurant and we (7) ..... (taste) traditional food. Tomorrow we (8) ..... (visit) Alexandria. I'm sure I (9) ..... (like) it very much. Egypt is an exciting country!

Are you having a good time at home, too? See you soon.

Best Wishes,  
Vanessa



15 Вставьте предложенные глаголы в *future simple* или *present continuous*.

be, do, have, come



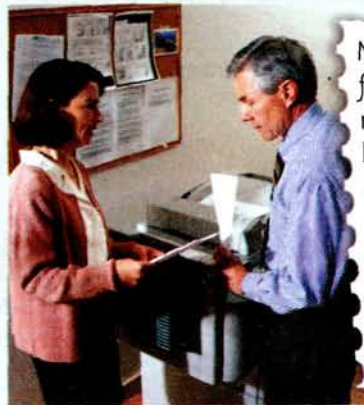
16 Вычеркните лишнее слово.

- 1 They are being going to visit the zoo on Saturday.
- 2 Tom won't not have time to go shopping tomorrow.
- 3 Have you never spoken to Jim about your plans yet?
- 4 He is going playing tennis now.
- 5 Peter has broke his leg yesterday.

УСТНО

Роберт Хэррис (Robert Harris) – бизнесмен. Прочтите записи его секретаря о предстоящей поездке в Германию. Выполните задание в парах. Используя подсказки, задайте вопросы и ответьте на них. Например:

Уч. А: Is Mr Harris flying at 12 o'clock on Tuesday?  
Уч. В: No, he isn't. He's flying at 10 o'clock on Monday morning.



Monday December 16th  
fly - 10.00 (morning)  
meet - Mr Miller - 12.00  
have lunch - with Mr Miller - 2.00

Tuesday December 17th  
make a speech - 11.00  
give an interview - 3.00  
fly back - 6.00

- 1 fly / 12.00 / Tuesday?
- 2 meet Mr Miller / 12.00 / Monday?
- 3 have lunch with Mr Miller / 3.00 / Monday?
- 4 make a speech / 11.00 / Tuesday?
- 5 give an interview / 5.00 / Tuesday?
- 6 fly back / 6.00 / Tuesday?

ПИСЬМЕННО

Теперь напишите о планах мистера Хэрриса, используя слова: *First, Then, After that, Finally*.

Mr Harris is flying to Germany at 10.00 on Monday morning. **First**, he is meeting .....  
**After that** .....

.....

.....

.....

.....

.....

.....

.....

.....



# Revision 3 (Units 1 - 15)

## 1 Вставьте *was, wasn't, were* или *weren't*.


- The children ...*were*... at the beach yesterday.
- Ben ..... at the park. He was at home.
- ..... the students at school?
- Sara and Mike ..... at a restaurant. They were at a café.
- ..... Betty at the library?
- All the doctors at the hospital ..... very busy.
- Ben ..... at the clothes shop. He was at the record shop.

## 2 Вставьте *for, since, already, yet, just, never* или *ever*.

- I've ...*already*... finished my homework but Mark is still doing his.
- Jane hasn't been to the zoo .....
- We haven't seen Julie ..... March.
- We've known each other ..... years.
- I've ..... taken the cake out of the oven. It's still hot.
- He's ..... been to Paris twice this year.
- I have ..... tasted Chinese food, but I want to.
- Have you ..... tried to climb a tree?
- I haven't eaten anything ..... yesterday.
- Has Peter returned the books to the library .....
- Dave's been ill ..... three days.
- We haven't got our exam results .....

## 3 Поставьте в *past simple* глаголы в скобках.

Yesterday I 1) ...*went*... (go) to the circus. I 2) ..... (have) a great time. I 3) ..... (watch) the clowns and 4) ..... (see) the animals perform their tricks. I 5) ..... (buy) an ice-cream and I also 6) ..... (eat) a lot of popcorn! My favourite part 7) ..... (be) when the acrobats 8) ..... (do) their act. They 9) ..... (be) amazing. After the show, I 10) ..... (catch) a bus home. I 11) ..... (feel) very tired but I really 12) ..... (enjoy) my visit.



## 4 Поставьте в нужное время глаголы в скобках.

- Please, be quiet! We ...*are trying*... (try) to get some sleep.
- They ..... (have) bacon and eggs for breakfast yesterday morning.
- Jack ..... (play) squash every Thursday afternoon.
- "How long ..... (you/know) the Jeffersons?" "Since 1992."
- At present, George ..... (help) his mother with the housework.
- "When ..... (Jack/ask) you to marry him?" "Two months ago."
- I'm sure Janet ..... (help) you clean up this mess later.
- Don't touch the wall! I ..... (just/paint) it!
- Claire ..... (not/come) to my party last night.
- My brother always ..... (bring) me a nice present on my birthday.
- ..... (you/want) to listen to some music?
- I'm afraid Susan ..... (not/be) here for your engagement party.
- ..... (Dad/repair) the car yet?
- John Miller ..... (publish) three books so far.
- Drink your milk or I ..... (not/take) you to the zoo.


## 5 Поставьте глаголы в *future simple* или употребите *be going to*.

- My car is old. I ...*am going to look for*... (look for) a new one next month.
- It's raining outside. Take an umbrella or you ..... (get) wet.
- The buses are not running tomorrow. Peter ..... (walk) to work.
- "I ..... (pay) for the drinks this time. It's my turn."
- I'm sure John ..... (not/miss) tonight's match on TV.
- "The dog is dirty." "I know. I ..... (wash) him in a few minutes."
- It's Sarah's birthday tomorrow. Her husband ..... (probably/cook) something special for her.
- Mary ..... (give) a party next week. She has already invited most of her friends.



6

Поставьте глаголы в **present continuous**, **present perfect** или употребите **be going to**. Используйте картинку.



- The children **are feeding** (feed) the ducks.
- Father ..... (buy) some ice-cream.
- Mother ..... (sit) on a bench.
- Grandfather ..... (eat) a sandwich.
- Grandmother ..... (watch) the children.
- The cat ..... (climb) the tree.
- A duck ..... (come) out of the lake.
- A bird ..... (sing) in the tree.

7

Подчеркните нужное слово.

- Hurry up! Our bus leaves **on/in** an hour.
- In this picture Jerry is sitting **among/between** Alex and Ted.
- The postman is **in/at** the door. He's got some letters for us.
- Dad goes to work **in/by** car every morning.
- I'm meeting Peter for coffee **on/at** Tuesday afternoon.
- The flowers are **on/in** the vase.
- Be careful as you walk **across/along** the street.
- Susie goes to school **on/by** foot every day.
- Grandpa always wakes up **at/on** dawn.
- The train is going **from/through** the tunnel now.
- The cat is sitting **behind/in front of** the fireplace.
- It's better to stay at home **on/in** a rainy night.

8

Выберите правильный ответ.

- We ...**B**... a test in our History lesson yesterday.  
A have            B had            C are having
- Philip ..... yet.  
A has woken up B woke up C hasn't woken up
- I ..... your brother last week.  
A saw            B see            C am seeing
- It's hot. I ..... the window.  
A will open      B open           C opened
- Peter and Jenny ..... on holiday next week.  
A go              B are going     C have gone
- I live ..... a house in the country.  
A in               B on              C up
- Tina ..... the furniture. Now, everything is clean.  
A dusts           B has dusted   C will dust
- The hot-air balloon is flying ..... the village.  
A over            B on              C across
- I hope you ..... me a copy of the photo.  
A sends           B will send     C send
- The Prime Minister ..... three new hospitals so far.  
A is opening    B opened       C has opened

9

Исправьте ошибки.

- I have lived here since ten years.
- There isn't somebody in the garden.
- We are going the party tonight?
- I do always my homework in the evenings.
- We bought some new furnitures yesterday.
- Simon has already go to work.
- You will to pass your exams.
- Philip hasn't got many free time today.
- I just have finished my breakfast.
- We have eaten chicken for dinner last night.
- Tom usually is late for work.
- There aren't much people in this office.



## Adjectives/Adverbs/Comparisons

### Прилагательные / Наречия



James is a racing driver.  
He is **young** and **famous**. He's got a **fast** car.  
Racing drivers never drive **slowly**. They drive very **fast**.

◆ **Прилагательное** (adjective) описывает существительное и ставится перед ним. Оно может использоваться без существительного после глагола *to be*. Прилагательные имеют одну и ту же форму для единственного и множественного числа.

Например: *This is a **big** house. He **is** poor. They **are** poor.* (А не: *They are poor~~s~~.*)

◆ **Наречие** (adverb) описывает глагол. Оно показывает, как, где, когда или как часто кто-то что-то делает. Наречия обычно ставятся после глаголов. Например: *He walks **slowly**.* (Как он ходит? *Slowly* – наречие образа действия – *adverb of manner*.) *John is **here**.* (Где он? *Here* – наречие места – *adverb of place*.) *He wakes up **early**.* (Когда он просыпается? *Early* – наречие времени – *adverb of time*.) Иногда наречия, в частности наречия частоты (*often, always* и т.д.), ставятся перед смысловым глаголом.

Например: *She **often** visits her parents.*

◆ **Образование наречий:**

а) Обычно наречия образуются путем прибавления **-ly** к прилагательному.

Например: *slow – slowly*

б) В прилагательных, оканчивающихся на **-le**, опускается **e** и прибавляется **y**.

Например: *simple – simply*

в) В прилагательных, оканчивающихся на **согласный + u**, опускается **u** и прибавляется **-ily**. Например: *angry – angrily*

г) К прилагательным, оканчивающимся на **-i**, прибавляется **-ly**.

Например: *careful – carefully*

### Исключения

Некоторые наречия не образуются по рассмотренным выше правилам. Они имеют либо совершенно отличную от прилагательного форму, либо полностью совпадают по форме с прилагательным.

Прилагательное	Наречие
good	well
fast	fast
hard	hard
early	early
late	late

#### 1 Напишите наречия.

- |                                  |                    |
|----------------------------------|--------------------|
| 1 polite ... <i>politely</i> ... | 10 fast .....      |
| 2 dangerous .....                | 11 beautiful ..... |
| 3 nice .....                     | 12 soft .....      |
| 4 easy .....                     | 13 early .....     |
| 5 good .....                     | 14 noisy .....     |
| 6 cheap .....                    | 15 careful .....   |
| 7 safe .....                     | 16 happy .....     |
| 8 hard .....                     | 17 terrible .....  |
| 9 comfortable .....              | 18 awful .....     |

#### 2 Напишите, чем является выделенное слово – прилагательным или наречием? Если это наречие, то укажите, какого оно типа.

- He is a **good** student. ...*adjective*...
- She speaks **loudly**. ...*adverb of manner*...
- They arrived **early**. .....
- He is working **hard**. .....
- She is a **pretty** girl. .....
- Your father is **here**. .....
- They **usually** eat out. .....
- He drives **carefully**. .....
- He is leaving **tomorrow**. .....
- You dance very **well**. .....
- She learns **quickly**. .....
- The film was **sad**. .....
- These biscuits are **hard**. .....
- It was an **easy** exam. .....



# Adjectives/Adverbs/Comparisons

look, smell, sound, feel, taste + прилагательное

После глаголов **look, smell, sound, feel, taste** употребляется прилагательное, а не наречие.

Например: *They look **happy**.*

(А не: *They look ~~happily~~.*)

*He feels **terrible**.*

(А не: *He feels ~~terribly~~.*)

### 3 Вставьте прилагательные.

happy, nice, hot, delicious



This cake tastes really .....



You feel ....., Tom.



You sound very .....



These flowers smell .....

### 4 Подчеркните нужное слово.

- 1 My bedroom is tidy/tidily.
- 2 It is snowing heavy/heavily.
- 3 Cross the road careful/carefully.
- 4 My teacher was very angry/angrily yesterday.
- 5 Get ready for school quick/quickly.
- 6 The test was very easy/easily.

- 7 Your perfume smells nice/nicely.
- 8 Susan is smiling happy/happily.
- 9 This sweater feels very soft/softly.
- 10 He sings beautiful/beautifully.
- 11 It is very warm/warmly today.
- 12 She looks beautiful/beautifully tonight.

### 5 Подберите ответы к вопросам.

#### КОЛОНКА А

#### КОЛОНКА В

- |                                    |                       |
|------------------------------------|-----------------------|
| 1 When will you wash your clothes? | a Yesterday.          |
| 2 How are your parents?            | b It was very tiring. |
| 3 Where is the rabbit?             | c Tomorrow.           |
| 4 When did you go shopping?        | d It's very funny.    |
| 5 What do you think of this film?  | e Over there.         |
| 6 How was your trip?               | f They're very well.  |
| 7 How often do you play tennis?    | g Twice a week.       |

### 6 Вставьте good, well, hard или fast. Скажите, чем они являются в этих предложениях – прилагательными или наречиями.

- 1 Janet is a ...good... singer. She sings very ...well... .
- 2 I was ill yesterday but now I am .....
- 3 You must run ..... to catch that bus.
- 4 I can't bite this bread. It's too .....
- 5 Philip isn't clever but he tries very ..... at school.
- 6 That horse is a ..... runner. It wins every race.
- 7 This cake tastes really .....
- 8 Denise is never naughty. She is a ..... girl.

### 7 Перепишите предложения, используя глаголы и наречия, как показано на примере.

- 1 He is a good writer. ...He writes well...
- 2 She is a slow runner. ....
- 3 They are clever players. ....
- 4 He is a careful driver. ....
- 5 They are hard workers. ....
- 6 Fiona is a bad singer. ....
- 7 Paula is a beautiful dancer. ....



Сравнения



This house is **big**. It is also **expensive**.



This house is **bigger than** the first. It is also **more expensive**.



This house is **the biggest and the most expensive of all**.

- ◆ Прилагательные имеют две степени сравнения: **сравнительную** (comparative) и **превосходную** (superlative).
- ◆ **Сравнительная степень + than** используется для сравнения двух людей или предметов. Например: Tom is **taller than** Richard. Russia is **larger than** Australia.
- ◆ **Превосходная степень + of / in** используется для сравнения трех и более людей или предметов. Например: Chris is **the tallest of all**. Когда говорится о местоположении, употребляется **in**. Например: Russia is **the largest country in** the world. А не: ~~of~~ the world
- ◆ Образование сравнительной и превосходной степеней прилагательных. Односложные и двусложные прилагательные образуют сравнительную степень путем прибавления **-er**, а превосходную – **-est**. Например: fast - faster - fastest. Прилагательные, имеющие больше двух слогов, образуют сравнительную степень с помощью **more**, а превосходную – с помощью **most**. Например: beautiful - more beautiful - most beautiful. Некоторые прилагательные, такие, как clever, stupid, narrow, gentle, friendly и др., могут образовывать степени сравнения обоими способами. Например: clever - cleverer - cleverest ИЛИ clever - more clever - most clever

Правописание

- ◆ К односложным прилагательным, оканчивающимся на **-e**, прибавляется **-r** в сравнительной степени и **-st** – в превосходной. Например: large - larger - largest
- ◆ В двусложных прилагательных, оканчивающихся на **-y**, это **-y** заменяется на **-i** и прибавляется **-er** или **-est**. Например: happy - happier - happiest
- ◆ В прилагательных, оканчивающихся на ударный слог с кратким гласным между двумя согласными, конечная согласная буква удваивается и прибавляется **-er** или **-est**. Например: big - bigger - biggest но old - older - oldest

8 Напишите сравнительные и превосходные степени следующих прилагательных.

1 small	...smaller...	...smallest...
2 big	.....	.....
3 weak	.....	.....
4 dangerous	.....	.....
5 slow	.....	.....
6 pretty	.....	.....
7 safe	.....	.....
8 beautiful	.....	.....
9 fat	.....	.....
10 sad	.....	.....



# Adjectives/Adverbs/Comparisons

## Сравнительная и превосходная степени наречий

Наречия образуют сравнительную и превосходную степени так же, как и прилагательные. К односложным и двусложным наречиям прибавляется **-er** в сравнительной степени и **-est** – в превосходной. Например: *hard - harder - hardest, early - earlier - earliest.*

К наречиям, образованным от прилагательных путем прибавления **-y** (наречия образа действия), в сравнительной степени прибавляется **more**, а в превосходной – **most**. Например: *carefully - more carefully - most carefully.*

### 9 Напишите сравнительные и превосходные степени следующих наречий.

- |              |                   |                   |
|--------------|-------------------|-------------------|
| 1 easily     | ...more easily... | ...most easily... |
| 2 fast       | .....             | .....             |
| 3 late       | .....             | .....             |
| 4 clearly    | .....             | .....             |
| 5 carelessly | .....             | .....             |
| 6 generously | .....             | .....             |
| 7 hard       | .....             | .....             |
| 8 early      | .....             | .....             |

## Степени сравнения образуются не по правилам

Прилагательное, Наречие	Сравнительная	Превосходная
good/well	better	best
bad/badly	worse	worst
much/many/ a lot of	more	most
little	less	least
far	further/farther	furthest/farthest

### 10 Напишите предложения, используя подсказки, как показано на примере.

- George's house is very big.  
...Yes, it's bigger than mine....
- Sally's dress is very expensive.
- Peter's sister is very young.
- Tom's job is very exciting.
- Jenny's hair is very long.
- This book is very interesting.

### 11 Напишите предложения, используя подсказки, как показано на примере.

- That's a fast car.  
...It's the fastest car I've ever seen....
- Those are expensive rings.
- That's a small house.
- That's a big plane.
- That's a tall building.
- That's a long snake.
- Those are nice flowers.
- That's a cheap watch.

### 12 Вставьте сравнительные степени, как показано на примере.

- My motorbike goes ...faster than... (fast) yours.
- I work ..... (hard) Paul.
- Today it is ..... (cold) yesterday.
- I'm ..... (old) you.
- English is ..... (little) difficult ..... Japanese.
- The last bus was ..... (crowded) the first bus.
- I need a ..... (big) bag ..... this.
- Travelling by train is ..... (expensive) travelling by bus.
- A coat costs ..... (much) a jacket.
- Vegetables are ..... (good) for your health ..... crisps.

### 13 Вставьте превосходные степени, как показано на примере.

- Sarah is ...the youngest... person in my family. (young)
- That is ..... dress I have ever seen. (horrible)
- Roses are the flowers which have ..... smell. (nice)
- January is ..... month of the year. (cold)
- That was ..... joke I've ever heard. (funny)
- She is ..... woman I've ever met. (beautiful)
- Mrs Green is ..... person I know. (interesting)
- This is ..... song I've ever heard. (bad)



14

Вставьте прилагательные или их степени сравнения. Добавьте *than*, *of*, *in* или *the*, где это необходимо.

- I am ...*younger than*... my brother. (young)
- That is ..... programme on television. (good)
- That was ..... meal I've ever had. (tasty)
- My Maths teacher is very ..... (clever)
- The old train is ..... the new train. (slow)
- I have got ..... money ..... my sister. (much)
- This is ..... tree ..... the forest. (tall)
- The music is very ..... (loud)
- The watch is very ..... (expensive)
- Chris is ..... student ..... all. (intelligent)

as ... as / not as ... as

Мы употребляем **as ... as**, когда хотим сказать, что два человека или предмета обладают одинаковыми качествами.

Например: *Helen is as tall as Kate.*

В отрицаниях мы употребляем **not as ... as**.

Например: *Mary is not as clever as Julie.*


15

Впишите *as ... as* или *than* и слово в скобках.

- I don't eat ...*as much as*... you. (much)
- England has ..... people ..... Holland. (more)
- I can't speak French ..... you. (well)
- Harry isn't ..... I am. (strong)
- Chocolate isn't ..... milk. (healthy)
- Bill's car isn't ..... Tim's. (fast)
- Julie isn't ..... her cousin. (old)
- This knife is ..... that one. (sharper)
- This dictionary is ..... that one. (good)
- The petrol station is ..... from my house ..... the bank. (farther)

16

Вставьте прилагательные и наречия, данные в скобках, в нужной форме.



- The mouse is not ...*as big as*... (big) the dog.
- The elephant is ..... (heavy) all.
- The dog is ..... (heavy) the mouse.
- The dog is ..... (noisy) the mouse.
- The dog can run ..... (fast) the elephant.
- The dog is ..... (small) the elephant.
- Elephants live ..... (long) dogs.
- The elephant is not ..... (friendly) the dog.

17

Выберите правильный ответ.

- He is ...*C*... man in the world.  
A tall                      B taller                      C the tallest
- I am ..... than my sister.  
A old                      B older                      C the oldest
- This picture is ..... of all.  
A good                      B better                      C the best
- My car was ..... than yours.  
A expensive              B more expensive              C the most expensive
- This is ..... film I've ever seen.  
A boring                  B more boring                  C the most boring
- Dan is not as ..... as Henry.  
A thin                      B thinner                      C the thinnest
- My shopping bag is as ..... as yours.  
A heavy                      B heavier                      C the heaviest
- I think History is a(n) ..... subject.  
A interesting              B more interesting              C the most interesting
- England is very ..... in winter.  
A cold                      B colder                      C the coldest
- Trains are ..... than bicycles.  
A fast                      B faster                      C the fastest



Adjectives/Adverbs/Comparisons

**ДРУГИМИ СЛОВАМИ**

Внимательно посмотрите на эти пары предложений. В каждой паре оба предложения имеют схожий смысл.

- Mary is shorter than Susan.  
as Susan **is not as short as** Mary.
- I have never seen such a tall tree.  
the It's **the tallest tree I have** ever seen.
- Greg is 1.80m tall. Paul is 1.80m tall.  
as Greg **is as tall as** Paul.

**18** Впишите в каждое предложение от двух до пяти слов, включая слово, выделенное жирным шрифтом.

- Paris is more beautiful than London.  
as London is **...not as beautiful as...** Paris.
- My brother is 15 years old. Your sister is 15 years old.  
as My brother ..... your sister.
- We have never read such an interesting book.  
the It's .....  
we have ever read.
- I play tennis better than John.  
well John doesn't ..... as I do.
- Stella has never met such a friendly teacher.  
the He's .....  
Stella has ever met.
- George weighs 70 kilos. Nick weighs 70 kilos.  
heavy George is ..... Nick.
- It is the best meal I have ever had.  
such I ..... a good meal.
- Spain isn't as cold as Sweden.  
than Sweden is ..... Spain.

**19** Исправьте ошибки.

- Chris is more cleverer than Scott.
- Jill is prettier from Sylvia.
- Chocolate ice-cream is the more delicious of all.
- She is a very taller woman.
- The bus is longest than my car.
- A Fiat isn't as more expensive as a Porsche.

**УСТНО**

Ваш друг приехал в город, в котором вы живете. Он хочет остановиться в хорошем отеле. Выполните задание в парах. Сравните три отеля, как показано на примере. Используйте указанные слова.

*old, modern, big, small, a lot of, expensive, far*



Built in: 1930  
Rooms: 30  
Price: £25 per night  
Distance from city centre: 4 km



Built in: 1820  
Rooms: 60  
Price: £40 per night  
Distance from city centre: 2 km



Built in: 1990  
Rooms: 200  
Price: £80 per night  
Distance from city centre: 1 km

Уч. А: The Star Hotel is not as old as the Pearl Hotel.  
Уч. В: The Crown Hotel is the most modern of all.

**ПИСЬМЕННО**

Какой отель вам больше всего нравится? Напишите о нем, используя сравнения. Начните так:

The hotel I like most is the .....  
Hotel. It is .....



# UNIT 17

## Questions



Andrew: **Is this** your dog?  
 Ben: **Yes, it is.**  
 Andrew: **Did you** get him from a pet shop?  
 Ben: **No, we didn't.**



Al: **What have you got** in this bag?  
 Betty: A new dress.  
 Al: **How much did it cost?**  
 Betty: £35.

◆ Существует два типа вопросов:

### а) Вопросы, предполагающие ответы Yes / No

Эти вопросы начинаются с вспомогательного глагола (**is, are, have, has, will, can, do, does, did** и т.д.), за которым следует подлежащее. Ответы на вопросы обычно начинаются с **Yes/No**. Например: **Are you watching TV?** Yes, I am. / **Have you finished yet?** No, I haven't. / **Can you type?** No, I can't.

Когда смысловой глагол стоит в **present simple** (play, works и т.д.), вопрос начинается с вспомогательного глагола **do / does**. Например: **Do you play golf every Saturday?** Yes, I do. / **Does he work hard?** No, he doesn't.

Когда смысловой глагол стоит в **past simple** (arrived, sent и т.д.), вопрос начинается с вспомогательного глагола **did**. Например: **Did she arrive early last night?** Yes, she did. / **Did they send you a letter?** No, they didn't.

### б) Специальные вопросы (Wh- questions)

Специальные вопросы начинаются с вопросительных слов: **who, whose** (люди); **what, which** (вещи); **where** (место); **when, how long (ago), how often** (время); **how much, how many** (количество, число); **how** (образ действия); **why** (причина); **how old** (возраст). Вспомогательный глагол ставится перед подлежащим.

Например: **Who** is that man? He's her father.

**Whose** is that coat? It's Jane's.

**What** is it? It's a pen.

**Where** are my glasses? They're in your bag.

**When** did he arrive? Yesterday.

**Why** are you sad? Because I've lost my purse.

**Which** book is yours? The blue one.

**How** are you? Fine thanks.

**How often** do you go out? Twice a week.

**How much** is it? £10.

**How many** sisters have you got? Two.

**How long** have you known her? For three years.

**How long ago** did you leave school? Four years ago.

**How old** are you? I'm sixteen.

### 1 Составьте вопросы, как показано на примере.

- I have got a dog. (you) ...*Have you got a dog, too?* ...
- I live in the country. (Sally) ...*Does Sally live in the country, too?* ...

- I went out last night. (you) .....
- I can drive. (David) .....
- I like pizza. (you) .....
- I have got long hair. (she) .....
- I am wearing a hat. (Donna) .....



**2** Заполните пропуски указанными вопросительными словами.

who, what, which, where, how long, when, what time, how often, how, whose

- 1 ..*Whose*.... is this bag? My sister's.
- 2 ..... are the children? At school.
- 3 ..... is Paul coming back? Tomorrow.
- 4 ..... does he drive? Very dangerously.
- 5 ..... is that woman? Mary Smith.
- 6 ..... do you finish work? At four o'clock.
- 7 ..... do they buy a newspaper? Every day.
- 8 ..... is her name? Catherine.
- 9 ..... city do you like best? Rome or Milan?
- 10 ..... have you been a teacher? Since 1991.

**3** Вставьте *what, which, who, when, where, whose* или *why*.

- 1 "....*What* .... is your name?" "John."
- 2 "..... shirt do you want?" "The blue one, please."
- 3 "..... is your favourite colour?" "Red."
- 4 "..... are you from?" "Poland."
- 5 "..... time do you usually go to bed?" "At ten."
- 6 "..... are you crying?" "Because I've hurt my finger."
- 7 "..... are those books over there?" "Paul's."
- 8 "..... is your best friend?" "Mary."
- 9 "..... did you go on holiday last year?" "Mexico."
- 10 "..... are you leaving?" "Tomorrow."
- 11 "..... is that man over there?" "My dad."
- 12 "..... are you going to cook for dinner?" "Roast beef."
- 13 "..... do you want to leave?" "Because I'm bored."
- 14 "..... is Mr Smith?" "Our science teacher."

**4** Сначала вставьте вопросительные слова *how old, how often, how much, how many, how long* или *how long ago*. Затем подберите к ответам вопросы.

- 1 .....*How much*..... does this jacket cost?
- 2 ..... do you go to the theatre?
- 3 ..... is your sister?
- 4 ..... people are coming to your party?
- 5 ..... have you been a teacher?

6 ..... did you visit Poland?

- |                  |                                     |                 |                          |
|------------------|-------------------------------------|-----------------|--------------------------|
| a Since 1990.    | <input type="checkbox"/>            | d 14.           | <input type="checkbox"/> |
| b £24.           | <input checked="" type="checkbox"/> | e Once a month. | <input type="checkbox"/> |
| c Two years ago. | <input type="checkbox"/>            | f Only a few.   | <input type="checkbox"/> |

**5** Заполните пропуски подходящими вопросительными словами.



- A: 1) ....*What*..... are you doing?  
 B: I'm making a salad for the party.  
 A: 2) ..... people are coming?  
 B: About thirty.  
 A: 3) ..... time are they arriving?  
 B: Seven o'clock. 4) ..... is Steve coming?  
 A: At eight o'clock. 5) ..... are you going to put all the food?  
 B: On the table in the living room.  
 A: 6) ..... are the curtains in there closed?  
 B: Because I don't want Steve to see everyone when he arrives.  
 A: 7) ..... is going to open the door when Steve comes?  
 B: I'll do that.

**6** Задайте вопросы, ответами на которые служат выделенные слова.

- 1 *What time/when did you finish last night?*  
I finished at **9 o'clock** last night.
- 2 .....  
**Yes**, I enjoyed the film very much.
- 3 .....  
They play squash **three times a week**.
- 4 .....  
**No**, he didn't call me yesterday.
- 5 .....  
It's **Helen's** dress.
- 6 .....  
**Yes**, there were a lot of people at the party.



Вопросы к подлежащему / дополнению

◆ **Вопросы к подлежащему** – это вопросы, в которых мы спрашиваем, кто или что выполняет действие, то нас интересует подлежащее. Такие вопросы обычно начинаются со слов **who** или **what**. В вопросах к подлежащему глагол употребляется в утвердительной форме.

◆ **Вопросы к дополнению** – это вопросы, в которых нас интересует дополнение. Такие вопросы также обычно начинаются со слов **who** или **what**. Но в вопросах к дополнению глагол употребляется в вопросительной форме.

подлежащее	глагол	дополнение
John	sent	a letter.



Who sent a letter?


Мы интересуемся подлежащим, поэтому глагол здесь стоит в утвердительной форме.

7

**Задайте вопросы, начинающиеся с who или what, как показано на примере.**

- 1 **Somebody** has written to her.  
*Who has written to her?*
- 2 **Something** frightened him.  
*What frightened him?*
- 3 **Something** fell on my head.  
.....
- 4 **Somebody** is talking on the phone.  
.....
- 5 **Somebody** has stolen her bag.  
.....
- 6 **Something** is in the garden.  
.....
- 7 **Somebody** will bring the parcel.  
.....
- 8 **Somebody** sent Linda flowers.  
.....
- 9 **Something** is making a funny noise.  
.....
- 10 **Somebody** bought his painting.  
.....

подлежащее	глагол	дополнение
John	sent	a letter.



What did John send?

Мы интересуемся дополнением, поэтому глагол стоит в вопросительной форме.

8

**Задайте вопросы, начинающиеся с who или what, как показано на примере.**

- 1 He found **something**.  
*What did he find?*
- 2 She has helped **somebody**.  
*Who has she helped?*
- 3 They'll buy **something**.  
.....
- 4 He's meeting **somebody** at 5 o'clock.  
.....
- 5 John is writing **something**.  
.....
- 6 She saw **somebody** in the room.  
.....
- 7 He heard **something**.  
.....
- 8 He talked to **somebody**.  
.....

9

**Задайте вопросы, ответами на которые служат выделенные слова.**

- 1 ...*Who broke the window yesterday?* ...  
**George** broke the window yesterday.
- 2 ...*What is Sarah making for the party?* ...  
Sarah is making **a cake** for the party.
- 3 .....  
**Bob** has bought a new car.
- 4 .....  
Laura has found **a ring**.
- 5 .....  
**Diana** will travel abroad next year.
- 6 .....  
I saw **Tom** yesterday.
- 7 .....  
They are repairing **the roof**.
- 8 .....  
She had **fish and chips** for lunch.
- 9 .....  
**Peter** brought a present for the baby.
- 10 .....  
I called **Bruce** last night.



10

Задайте вопросы, ответами на которые служат выделенные слова. Ответьте на эти вопросы.




Lily lives in **Greendale**. She is a **typist**. She works in an office in the town centre. In her spare time, Lily likes to **do sports**. Her best friend is **Sophie**. They met **two years ago** when they were at university. They are friends **because they have the same hobbies**. They go walking together **once a week**. **Sophie** drives them to the countryside in her car. Lily and Sophie **are having a rest** at the moment. Sophie is tired today **because she went to bed very late last night**.

1 *Where does Lily live?*  
*She lives in Greendale.*

- 2 .....
- 3 .....
- 4 .....
- 5 .....
- 6 .....
- 7 .....
- 8 .....
- 9 .....
- 10 .....
- 11 .....

11

Задайте вопросы репортера.



- A: 1) *What is your name?*  
B: My name is Michael Simmons.  
A: 2) .....  
B: I live in Los Angeles.  
A: 3) .....  
B: I was born in New York.  
A: 4) .....  
B: I am twenty-nine years old.  
A: 5) .....  
B: I was eleven years old when I started playing.  
A: 6) .....  
B: I enjoy reading books and going to the cinema.  
A: 7) .....  
B: I am having a holiday.  
A: 8) .....  
B: I'm going to stay here for ten days.  
A: Thanks for your time.

12

Выполните задание в парах. Выберите один из изображенных на рисунке персонажей и составьте диалог, подобный диалогу в упражнении 11.



Roger Fox,  
singer

Vanessa Reed,  
actress





13

Задайте вопросы, используя слова в скобках.



- A: 1) *Do you know this man?* (you/know/this man)  
 B: Yes, his name is John Smith.  
 A: 2) ..... (he/live/here)  
 B: Yes, he lives across the road.  
 A: 3) ..... (house/be/his)  
 B: Number 6. The house with the red front door.  
 A: 4) ..... (you/see/him/today)  
 B: Yes, I have.  
 A: 5) ..... (time/be/it)  
 B: 10 o'clock this morning.  
 A: 6) ..... (he/do)  
 B: He got into his car and drove away.  
 A: 7) ..... (you/ever speak/him)  
 B: Yes, but only a few times.  
 A: Thank you very much, madam.

14

Выберите правильный ответ.

- 1 "...*B*... did you travel to Holland?" "Last summer."  
 A Why            B When            C Who  
 2 "..... is that man?" "My father."  
 A Whose            B Why            C Who  
 3 "..... have you lived in England?" "Five years."  
 A How long            B How often            C How much  
 4 "..... bicycle is red and black?" "Tim's."  
 A Whose            B Which            C What

- 5 "..... do you exercise?" "Three times a week."  
 A How many            B How often            C How much  
 6 "..... did you travel to Manchester?" "By train."  
 A What            B Why            C How  
 7 "..... pens have you got?" "Ten."  
 A How many            B How long            C How much  
 8 "..... do you get up in the morning?" "At seven."  
 A How            B What time            C Where  
 9 "..... pullover do you like best? The red or the blue one?"  
 A Which            B What            C Where  
 10 "..... are you going for your summer holiday?"  
 "To Italy."  
 A How            B Where            C When  
 11 "..... do you like doing in your free time?"  
 "Watching TV."  
 A Where            B When            C What  
 12 "..... did you go to Jenny's last night?" "It was her birthday."  
 A Why            B When            C How

15

Расположите слова в правильном порядке. Получившиеся вопросы запишите в свои тетради.

- 1 Where / go / yesterday / did / you?  
*...Where did you go yesterday?...*  
 2 What / are / going / the / time / party / you / to?  
 3 How long / Maria / has / ill / been?  
 4 When / you / Spain / are / leaving / for?  
 5 Why / so / tired / are / you / today?  
 6 How / have / brothers / many / got / you?  
 7 What / your / is / friend's / name / best?

16

Задайте вопросы, ответами на которые служат выделенные слова.

- 1 *...How long have you known him?...*  
 I've known him **for three years**.  
 2 .....  
 I go to the gym **twice a week**.  
 3 .....  
 I left school **five years ago**.  
 4 .....  
 I paid **twenty pounds** for that dress.  
 5 .....  
 This bicycle is **John's**.



## Мини-вопросы (Question Tags)

- ◆ Мини-вопросы – это короткие вопросы в конце высказываний \*. Мы обычно употребляем их в устной речи, когда ожидаем, что с нами согласятся, либо когда хотим проверить справедливость нашего мнения.



They're very small,  
aren't they?



Rabbits don't eat  
meat, do they?



A tiger has got stripes,  
hasn't it?

- ◆ Мини-вопрос строится с помощью вспомогательного глагола и соответствующего личного местоимения.  
Например: *Rita can speak French, can't she?*  
*You have spent a lot of money, haven't you?*
- ◆ Если глагол в предложении стоит в present simple, мини-вопрос строится с помощью вспомогательного глагола **do**, **does** и личного местоимения. Если глагол стоит в past simple, мини-вопрос строится с помощью вспомогательного глагола **did** и личного местоимения. Например: *He likes golf, doesn't he?* *Kevin went to Rome last year, didn't he?*

- ◆ Если высказывание утвердительное, то мини-вопрос, как правило, отрицательный.  
Например: *She was at home, wasn't she?*  
*He lives in a flat, doesn't he?*
- ◆ Если высказывание отрицательное, то мини-вопрос, как правило, утвердительный.  
Например: *They haven't finished yet, have they?*  
*She won't come to the party, will she?*
- ◆ Если высказывание содержит слово с отрицательным значением (**never**, **hardly**, **seldom** или **rarely**), то мини-вопрос утвердительный. Например: *He is never late, is he?*  
*They seldom go to the theatre, do they?*
- ◆ С некоторыми глаголами и выражениями мини-вопросы строятся иначе. Обратите внимание на приведенные примеры.

I am → aren't I?	I am strong, aren't I?
Повелительное → will/won't you? наклонение	Close the door, will/won't you?
Let's → shall we?	Let's go out, shall we?
Don't → will you?	Don't shout, will you?
I have (got) → haven't I? (=иметь)	She has got a sister, hasn't she?
I have → don't I?	You have a shower every day, don't you?
There is/are → isn't/aren't there?	There is a man in the room, isn't there?
This/That is → isn't it?	That's Mary's coat, isn't it?

\* Все предложение – высказывание плюс мини-вопрос – называется разделительным (расчлененным) вопросом (tag question).

## Интонация

- ◆ Мы понижаем интонацию в мини-вопросе, когда уверены в ответе и ожидаем, что с нами согласятся.



Например:  
This is a castle,  
isn't it?



- ◆ Мы повышаем интонацию в мини-вопросе, когда не уверены в ответе и хотим что-либо узнать.



Например:  
She isn't married, is she?





# UNIT 17

## Questions

17

Подберите к этим высказываниям мини-вопросы.

- |  |                |
|--|----------------|
| 1 You are French, ....c....                  |                |
| 2 Ben doesn't like fish, .....               | a can he?      |
| 3 Sharon's a good athlete, .....             | b isn't she?   |
| 4 We will go to the cinema, .....            | c aren't you?  |
| 5 You've finished your homework, .....       | d hasn't he?   |
| 6 Don and Kim went to India last year, ..... | e won't we?    |
| 7 Your brother can't swim, .....             | f didn't they? |
| 8 Mr Brown works in a bank, ....             | g does he?     |
| 9 John passed his exam, .....                | h haven't you? |
| 10 Your neighbour has got a dog, .....       | i didn't he?   |
|  | j doesn't he?  |

18

Вставьте мини-вопросы и подберите к вопросам ответы.

- You haven't been to Europe, ...*have you?*
- You'll be at home tonight, .....
- She hasn't got any brothers, .....
- You went to London last year, .....
- Jane has got a new house, .....
- You're twenty now, .....
- You aren't a doctor, .....

- |                                      |          |
|--------------------------------------|----------|
| a No, but she's got two sisters.     | .....    |
| b Yes, it's beautiful.               | .....    |
| c No, but I've been to Australia.    | ...1.... |
| d No, I'm a dentist.                 | .....    |
| e Yes, it was my birthday yesterday. | .....    |
| f Yes, after six o'clock.            | .....    |
| g Yes, for two weeks.                | .....    |

19

Вставьте мини-вопросы.

- Let's eat out tonight, ....*shall we?*
- Don't do that again, .....
- I am having lunch with Mr Ford today, .....
- There isn't any coffee in the pot, .....
- That's your new computer, .....
- You haven't got a pet, .....
- There are a lot of people on the beach, .....
- Switch on the lights please, .....

20

Вставьте мини-вопросы, а затем прочитайте предложения вслух с правильной интонацией.

уверены	не уверены	
✓		1 John doesn't live in London, ... <i>does he?</i>
	✓	2 Frank and Laura are not married, .....
	✓	3 We are going out for dinner, .....
✓		4 He won't leave his job, .....
✓		5 Samantha can swim, .....
	✓	6 They went to Sweden, .....
	✓	7 You aren't working tonight, .....
	✓	8 Harrison Ford has starred in many films, .....
✓		9 All children love pizza, .....
	✓	10 George hasn't been to China, .....

21

Вставьте мини-вопросы.



- A: This is the dress you want, 1) ...*isn't it?*  
 B: Yes, it is.  
 A: I think this is your size.  
 B: Thank you. It costs fifty pounds, 2) .....
- A: Yes, that's right.  
 B: You haven't got the same dress in a different colour, 3) .....
- A: No, I'm sorry, this is the only colour we've got left.  
 B: Never mind. I like this colour.  
 A: Would you like to try it on?  
 B: Yes please. The changing room is over there, 4) .....
- A: Yes. It's next to the lift.



**22** Вставьте слова из списка.

isn't it - which - haven't you - who



**23** Исправьте ошибки.

- 1 He has never travelled abroad, hasn't he?
- 2 Who did told you about Susan's wedding?
- 3 What car is yours? The Fiat or the Opel?
- 4 How many money did you pay?
- 5 He has lunch at home every day, hasn't he?
- 6 Don't be late tonight, won't you?
- 7 What time you are flying tomorrow?

**УСТНО**

Выполните задание в парах. Представьте, что вы познакомились с художником. Используя подсказки, составьте диалог. Например:

Уч. А: When did you start painting?

Уч. В: In 1989



- 1 you/start painting? In 1989.
- 2 you/study? In Paris.
- 3 famous painter/you/admire? Pablo Picasso.
- 4 you/ever/meet/any famous painters? Yes, I have.
- 5 be/your favourite painting? "The Miracle".
- 6 paintings/you sell/so far? A lot.
- 7 you/spend/many hours/painting every day? Not many.
- 8 you/work on/these days? A portrait.

Вы также познакомились с балериной. Составьте аналогичный диалог.



- 1 start dancing - 1990
- 2 learn to dance - New York
- 3 famous dancer/you admire - Rudolf Nureyef
- 4 favourite ballet - Swan Lake
- 5 ever danced in London - Yes
- 6 you do these days - practise for a new ballet

**ПИСЬМЕННО**

Представьте себе, что вы встретились с человеком (музыкантом, актером, спортсменом и т.д.), которым восхищаетесь. Напишите вопросы, которые вы хотели бы ему задать.

.....  
.....  
.....



# UNIT 18

## Modal Verbs

Модальные глаголы – это особый тип глаголов. К модальным глаголам относятся: **can, could, may, must, needn't, will, shall** и др. Они не приобретают окончаний -s, -ing или -ed и употребляются не во всех временах. Например, **must** употребляется только в present simple. После модальных глаголов, как правило, следует корневая (основная) форма другого глагола.

Например: He **can play** basketball. (А не: He ~~can plays~~ basketball.)

### Can / Could / May



#### СЕЙЧАС

Peter is ten years old.  
He **can** read and write.



#### ТОГДА

When Peter was eight months old, he **couldn't** read or write, but he **could** play with his toys.

- ◆ Модальный глагол **can** в present simple показывает, что кто-то может (способен) что-то делать. В past simple употребляется форма **could**, которая показывает, что кто-то мог что-то делать в прошлом. Вопросы строятся путем постановки **can** или **could** перед подлежащим. Например: **Can they run?** / **Could they run?** Отрицания строятся путем постановки **not** после **can** или **could**. Например: **They cannot / can't run fast.** **They could not / couldn't run fast.**

Утверждение	Отрицание		Вопрос
	Полная форма	Краткая форма	
I could run	I could not run	I couldn't run	Could I run?
You could run	You could not run	You couldn't run	Could you run?
He could run	He could not run	He couldn't run	Could he run?
She could run	She could not run	She couldn't run	Could she run?
It could run	It could not run	It couldn't run	Could it run?
We could run	We could not run	We couldn't run	Could we run?
You could run	You could not run	You couldn't run	Could you run?
They could run	They could not run	They couldn't run	Could they run?

Модальные глаголы

- 1** Вставьте краткие формы, как показано на примере.

Полная форма	Краткая форма
1 I could not drive.	I ... <i>couldn't</i> ... drive.
2 She could not write.	She ..... write.
3 They cannot draw.	They ..... draw.
4 He cannot come.	He ..... come.
5 Tom could not swim.	Tom ..... swim.

- 2** Мистеру Робертсу 65 лет. Что он мог делать в молодости и что не может делать сейчас? Составьте предложения, используя подсказки. Например:

*He could play volleyball but now he can't.*



- 1 play volleyball
- 2 dive
- 3 dance all night
- 4 eat a lot
- 5 walk for miles
- 6 lift heavy things



## Употребление

- ◆ **Can** употребляется для выражения:
  - a) способности (ability) что-либо делать сейчас. *Например: He can speak French.*
  - b) просьбы (request). *Например: Can you help me with my homework, please?*
  - в) просьбы разрешить сделать что-либо (asking permission). *Например: Can I go out, please?*
- ◆ **Could** употребляется для выражения способности в прошлом что-либо делать (ability in the past). *Например: He could play football when he was young.*

3

Что выражают *can / could* в данных предложениях: *ability, request, asking permission* или *ability in the past*?

- 1 I looked for my bag, but I **couldn't** find it. *ability in the past*
- 2 **Can** I watch the late film tonight, Mum?
- 3 **Can** you bring me a glass of water, please?
- 4 Philip **can't** swim very well, but he's taking lessons.
- 5 Terry **couldn't** cross the street because there was a lot of traffic.
- 6 Susan **can't** walk because she has broken her leg.

4

Вставьте *can, can't, could* или *couldn't*.

- 1 Sarah is three years old. She ...*can't*... write.
- 2 Peter is nineteen. He ..... drive a car.
- 3 Mr Thompson is 70 years old. He ..... see very well so he wears glasses.
- 4 When I was five years old, I ..... only count to ten.
- 5 When Kate was two, she ..... read a newspaper.
- 6 ..... you answer the phone, please?
- 7 It was cold yesterday so we ..... go out.
- 8 I ..... walk when I broke my leg.
- 9 ..... I take this pencil, please?
- 10 ..... you sing when you were a small child?

## Краткие ответы

Краткие ответы строятся с помощью *Yes* или *No*, личного местоимения в именительном падеже и глагола *could / couldn't*. Содержание вопроса не повторяется.






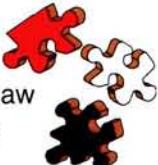


*Например: Could you ride a bicycle when you were eight? Yes, I could. / No, I couldn't.*

Could you ...?	Yes, I/we could. No, I/we couldn't.
Could he/she/it ...?	Yes, he/she/it could. No, he/she/it couldn't.
Could they ...?	Yes, they could. No, they couldn't.

5

Выполните задание в парах. Используя картинки, задайте вопросы и ответьте на них, как показано на примере.

Уч. А: *Could you play the piano when you were six?*  
Уч. В: *Yes, I could./No, I couldn't.*

1  play/piano	5  use/computer
2  ride/bicycle	6  paint/ picture
3  make/spaghetti	7  do/jigsaw puzzle
4  play/cards	8  take/photographs



Can / May

Мы употребляем **can** и **may**, когда хотим попросить разрешения что-либо сделать. **May** имеет более официальный оттенок, чем **can**. Мы употребляем **may**, когда недостаточно хорошо знаем собеседника.



**May** I show you something, sir?  
(официальная ситуация)



**Can** I play with my friends after school, dad?  
(неофициальная ситуация)

**6** Вставьте **Can** или **May**.



1 ...**Can**... I come fishing with you, Dad?



2 ..... I introduce you to Mrs Lee?



3 ..... I suggest something?



4 ..... I play with it, Grandpa?

**7**

Прочтите описания ситуаций. Задайте вопросы, начинающиеся с **May I ...** или **Can I ...**, как показано на примере.

- You want to borrow your friend's camera. What do you say to him?  
*Can I borrow your camera, please?*
- You want to use the phone in your boss's office. What do you say to him?  
.....
- You want to invite some friends to dinner. What do you say to your mother?  
.....
- You want to speak to your boss. What do you say to him?  
.....
- You and your brother/sister want to play in the garden. What do you say to your father?  
.....
- You and a friend want to go to Helen's party. What do you say to your parents?  
.....

**8**

Выберите правильный ответ.

- I ...**C**... climb up a ladder at the age of three.  
A may    B can    C couldn't
- John ..... play the piano very well now.  
A may    B can    C could
- Mr Green ..... run very fast when he was young.  
A may    B can    C could
- ..... you post this letter for me, please?  
A May    B Can    C Can't
- I ..... spell my name when I was four years old.  
A may    B can't    C couldn't
- ..... Simon speak Spanish?  
A May    B Can    C Could
- Cindy ..... tell the time when she was five.  
A could    B can    C may
- ..... I have something to eat, please?  
A Can    B Can't    C Couldn't
- Diana ..... swim when she was seven.  
A can    B couldn't    C can't



## Must / Mustn't / Needn't



Mother: You **must be** careful, Rick. You **mustn't play** with knives.

Rick: **Must** we go to the doctor, mum?

Mother: No, we **needn't go** to the doctor. You'll be all right.

- ◆ В present simple модальный глагол **must** показывает, что кому-то необходимо делать (сделать) что-то. Он выражает необходимость. После него следует корневая форма глагола. Вопросы строятся путем постановки **must** перед подлежащим. Например: **Must I go now?** Отрицания строятся путем постановки **not** после **must**. Например: **You must not / mustn't talk in class.** **Mustn't** показывает, что нельзя делать что-то. Он выражает запрет.

Модальный глагол **needn't** показывает, что нет необходимости делать что-то. Он выражает отсутствие необходимости. Например: **You needn't buy any stamps. I've got some.**

### Утверждение

### Отрицание

### Вопрос

#### Полная форма

#### Краткая форма

I must leave  
You must leave  
He must leave  
She must leave  
It must leave  
We must leave  
You must leave  
They must leave

I must not leave  
You must not leave  
He must not leave  
She must not leave  
It must not leave  
We must not leave  
You must not leave  
They must not leave

I mustn't leave  
You mustn't leave  
He mustn't leave  
She mustn't leave  
It mustn't leave  
We mustn't leave  
You mustn't leave  
They mustn't leave

Must I leave?  
Must you leave?  
Must he leave?  
Must she leave?  
Must it leave?  
Must we leave?  
Must you leave?  
Must they leave?

9

Вставьте краткие формы, как показано на примере.

#### Полная форма

#### Краткая форма

- |                            |                                |
|----------------------------|--------------------------------|
| 1 They must not stay here. | They <b>mustn't</b> stay here. |
| 2 You must not talk.       | You ..... talk.                |
| 3 He must not shout.       | He ..... shout.                |
| 4 She must not run.        | She ..... run.                 |
| 5 We must not move.        | We ..... move.                 |

10

Выполните задание в парах. Составьте вопросы и ответьте на них, используя подсказки. Например:

Уч. А: **Must we write a composition?**

Уч. В: **No, you needn't write a composition.**

- |                        |                            |
|------------------------|----------------------------|
| 1 write a composition? | 5 buy her a present?       |
| 2 pay for it now?      | 6 call him now?            |
| 3 stay here?           | 7 finish the exercise now? |
| 4 go to the gym?       |                            |



# Употребление

- ◆ **Must** употребляется:
  - а) для выражения обязанностей.  
Например: *I must do my homework.*
  - б) для описания правил поведения.  
Например: *You must buy a ticket.*
  - в) когда дают совет.  
Например: *You must see a doctor.*
- ◆ **Mustn't** означает "это запрещено" или "это неправильно". Например: *You mustn't park here.* (= Это запрещено. Это против правил.)
- ◆ **Needn't** означает "нет необходимости делать что-то". Например: *You needn't leave now.* (= Вам нет необходимости уезжать сейчас.)  
Если мы спрашиваем, необходимо ли что-либо сделать, мы задаем вопросы с **must**. Отрицательный ответ – **needn't**, а не **mustn't**.  
Внимательно прочтите эти примеры:  
– *Must I type all these letters?*  
– *No, you needn't type them.* А не: *You mustn't type them.* (Это не запрещено, а просто нет необходимости их печатать.) *You mustn't smoke in this room.* (Это запрещено.)



5 You ..... buy any more bread. We've got a lot.



6 I'm sorry, you ..... take photographs inside the museum, sir.

## 11 Вставьте *must*, *mustn't* или *needn't*.



1 You *must* drink your milk.



2 You ..... do the washing-up. I'll do it.



3 You ..... throw litter in the street.



4 I ..... iron all these clothes.

## 12 Вставьте *must* или *mustn't*.

- 1 I haven't got any money. I ...*must*... go to the bank.
- 2 It's raining. You ..... go out without your umbrella.
- 3 The road is busy. You ..... look carefully before you cross it.
- 4 You ..... play football in the house, Jack.
- 5 My tooth hurts. I ..... go to the dentist.

## 13 Вставьте *mustn't* или *needn't*.

- 1 You ...*mustn't*... play with matches. It's dangerous.
- 2 You ..... talk loudly. The baby is sleeping.
- 3 I ..... go to the bank. I've got some money.
- 4 We ..... stay out late. We have to get up early tomorrow.
- 5 You ..... feed the dog. I'll do it.
- 6 I ..... forget to buy some milk. There isn't any left.
- 7 You ..... talk during the exam.
- 8 You ..... phone Julia. She's coming here later.
- 9 You ..... take your umbrella. It's stopped raining.
- 10 You ..... park here. There's a "No Parking" sign.
- 11 You ..... come with me. I can go alone.
- 12 You ..... lose the key. I haven't got another.
- 13 You ..... tell Sonia. It's a secret.
- 14 You ..... buy a paper. You can read mine.
- 15 You ..... go by taxi. I can give you a lift.



**14** Вставьте *must*, *mustn't* или *needn't*.



Boss: Have you typed those letters yet?  
 Secretary: No, I haven't finished. 1) ...*Must*...I type them all this morning?  
 Boss: Yes, you 2) ..... , I'm afraid.  
 Secretary: Very well, sir. 3) ..... I also photocopy them?  
 Boss: No, you 4) ..... . Eric can do that. Just ask him.  
 Secretary: OK, I'll do that. Oh, sir. You've got an appointment with Mr Lee at 6 o'clock. It's almost 5.30. You 5) ..... be late.  
 Boss: Oh, dear! I forgot. I'll go now.  
 Secretary: Do you want me to call your wife and tell her that you'll be late?  
 Boss: No, you 6) ..... do that. I'll call her.

**15** Вставьте *must*, *mustn't* или *needn't* с указанными глаголами.

paint - buy - forget - phone - be - touch - go - finish

- 1 I ...*must phone*... Alan. I haven't spoken to him for a long time.
- 2 You ..... the oven. It's very hot.
- 3 You ..... your work now. You can do it tomorrow.
- 4 We ..... to post the letters. They're very important.
- 5 We ..... the living room. The walls are very dirty.
- 6 You ..... shopping today. We've got a lot of food.
- 7 Tom ..... late for work. The boss will be angry.
- 8 You ..... any new clothes. You've got enough.

**16** Прочтите описания ситуаций и составьте предложения с *must*, *mustn't* или *needn't*, как показано на примере.

- 1 You want to play football outside, but you live near a busy road. What does your father say?  
 ....*You mustn't play near the busy road.*.....
- 2 You threw a stone and it broke the kitchen window. What does your mother say?  
 .....
- 3 Tomorrow is Sunday. You ask if you must get up early. What does your mother say?  
 .....
- 4 Your father asks if you need help with your project, but you've finished it. What do you say?  
 .....
- 5 You haven't finished your homework, but you want to go out with your friends. What does your father say?  
 .....

**17** Что следует и чего не следует делать, когда вы находитесь в библиотеке? Прочтите правила поведения в библиотеке и составьте предложения с *must* или *mustn't*.

Library Rules

- 1 Don't make any noise.
- 2 Be quiet.
- 3 Don't eat or drink.
- 4 Be careful with the books.
- 5 Don't leave books on the tables when you leave.
- 6 Put the books back in the right place.



Например: *You mustn't make any noise.*

**18** Подчеркните нужное слово.

- 1 I must/mustn't go to school every day.
- 2 **Can/Cannot** I borrow your pen, please?
- 3 You **must/mustn't** go out alone at night.
- 4 I **can/can't** show you where the office is. It's next to my house.
- 5 **Can/Must** Susan come and play with me ?
- 6 I **can/can't** go out tonight. I'm busy.



Shall / Will

- ◆ Мы употребляем модальный глагол **shall**, когда предлагаем сделать что-либо. Например: *Shall I help you clean the house?*
- ◆ Мы употребляем модальный глагол **will**, когда просим кого-то сделать что-либо для нас. Например: *Will you help me fix the car, please?*



Mum, **shall I help** you water the flowers? (предложение)



Mum, **will you buy** me this pair of shorts? (просьба)

19 Вставьте **shall** или **will**.

- 1 "You look tired. ...**Shall**... I do the cooking tonight?" "Oh, yes, please!"
- 2 "I can't do this exercise. .... you help me do it, Pat?" "Yes, of course."
- 3 "This room is in a mess! ..... I clean it?" "Yes, please."
- 4 "I have a headache. .... you bring me an aspirin, please?" "Yes, I'll get one for you."
- 5 "The phone is ringing. .... I answer it for you?" "No thanks. I'll get it."
- 6 "I'm busy. .... you pick up the children from school?" "Yes, certainly."
- 7 "I'm thirsty. .... you get me a glass of water, please?" "Yes, of course."
- 8 "The postman has just delivered the mail. .... I open it for you?" "No, it's alright. I'll do it."

20 Элен (Helen) готовится к вечеринке. Подруги пришли помочь ей. **Используя подсказки, составьте предложения с глаголом shall.**

Например: *Shall I send the invitations for you?*



- send the invitations
- decorate the living room
- make the cake
- do the cooking

На следующий день в доме беспорядок. Элен просит своих друзей помочь ей. **Используя подсказки, составьте предложения с глаголом will.**

Например: *Will you put the decorations away, please?*


- put the decorations away



- do the washing-up



- help me move the sofa



- put the CD's away



21 Прочтите описания ситуаций и составьте предложения, используя **will** или **shall**.

- 1 The car needs washing. Your father is busy. What does he say to you? ...*Will you wash the car, please?*...
- 2 Your classroom is cold. Your teacher wants you to close the window. What does he/she say to you? ..
- 3 Your grandmother wants to read the newspaper but she can't read without her glasses. What do you say to her? ..
- 4 You have given your friend some coffee. She tells you it tastes bitter. What do you say to her? ..
- 5 You must post some letters but you haven't got the time. What do you say to your brother/sister? ..



**22** Вставьте *mustn't*, *may*, *will* или *must*.



**23** Исправьте ошибки.

- 1 I must having a bath.
- 2 You can't to go out tonight.
- 3 Shall you water the flowers this afternoon?
- 4 He must studies hard for his exams.
- 5 She must helping her mother today.
- 6 They needn't to stay here any more.
- 7 I can't do puzzles when I was four years old.

**УСТНО**

Вы собираетесь в поход. Используя рисунки, скажите, что необходимо, что нельзя и что нет необходимости делать участнику похода, употребив *must*, *mustn't* или *needn't*.

Например: *You must take medicine with you.*



take/medicine



take/tent



cook/meals



throw/litter



take/formal clothes



make/noise after 11 pm

**ПИСЬМЕННО**

А теперь напишите о том, что необходимо, что нельзя и что нет необходимости делать участнику похода, употребив *must*, *mustn't* или *needn't*. Добавьте свои соображения.

*When you go camping you must take medicine with you. You .....*

.....

.....

.....

.....

.....



## Infinitive/The "-ing form"/Too-Enough

### Инфинитив



He can **ride** a bicycle.



She wants **to be** a golfer.

- ◆ Различаются два типа **инфинитива**:
  - а) **"to"-инфинитив** – это корневая (основная) форма глагола с частицей **to**.  
Например: *I want **to go** now.*
  - б) **инфинитив без to** ("голый" инфинитив) – это корневая (основная) форма глагола.  
Например: *You must **go** now.*

### Мы употребляем "to"-инфинитив:

- ◆ после глаголов **want, agree, ask, help, hope, tell, decide, manage, offer, invite, promise, try** и т.д.  
Например: *I **want to see** a film tonight.*
- ◆ после таких глаголов, как **know, decide** и т.д., если за ними следует **вопросительное слово** (who, what, where, how и т.п.).  
Например: *I don't **know what to do**.*
- ◆ после слов **too** и **enough**.  
Например: *He is **too young to drive** a car. He isn't old **enough to drive** a car.*
- ◆ чтобы выразить цель, то есть объяснить, зачем кто-то что-то делает.  
Например: *He is going to the bank **to get** some money.*

### Мы употребляем инфинитив без to:

- ◆ после **модальных глаголов** (can, could, must, needn't, shall, will, may и т.д.).  
Например: *He **can't** read.*
- ◆ после глаголов **let** и **make** (в значении "заставлять").  
Например: *My parents don't **let me stay** out late. Mother **made me clean** my room yesterday.*

1

**Составьте предложения, используя подсказки, как показано на примере.**

- 1 Tom likes planes. He / a pilot.  
*Tom likes planes. He **wants to be** a pilot.*
- 2 Susan likes animals. She / a vet.
- 3 Jerry likes films. He / an actor.
- 4 Peter likes the sea. He / a sailor.
- 5 Sarah likes books. She / a writer.
- 6 They like football. They / footballers.

2

**Вчера Пегги побывала во всех этих местах. Зачем она туда ходила? Используя ключевые слова, составьте предложения, как показано на примере.**

*Peggy went to the train station **to catch** a train.*



1 train station/catch/train



2 baker's/buy/bread



3 florist's/order/flowers



4 library/borrow/books



5 park/relax



6 swimming pool/swim



# Infinitive/The "-ing form"/Too-Enough

### 3 Поставьте в нужную форму инфинитива глаголы в скобках.

- 1 You must ...*pay*... (pay) the phone bill.
- 2 He asked her ..... (marry) him.
- 3 He couldn't ..... (do) the exercises at school yesterday.
- 4 I decided ..... (go) to the cinema.
- 5 Dad makes me ..... (wash) the car every Sunday.
- 6 My parents always let me ..... (watch) the late film on Saturdays.
- 7 I hope ..... (study) English at university.
- 8 He wanted ..... (take) a photograph.
- 9 He won't ..... (move) to Italy next year.
- 10 She offered ..... (make) the coffee.

### 4 Составьте предложения, используя ключевые слова, как показано на примере.

- 1 Can Bill lift that box? (heavy/light)  
...*No, it's too heavy./No, it isn't light enough.* ...
- 2 Can Peter buy that car? (expensive/cheap)
- 3 Can Emily reach that shelf? (high/low)
- 4 Can Richard drink that coffee? (bitter/sweet)
- 5 Can Susan wear that sweater? (small/big)
- 6 Can Emma do that exercise? (difficult/easy)

### 5 Вставьте *enough* и слова в скобках, соблюдая правильный порядок слов.

- 1 I haven't got ...*enough sugar*... (sugar) to make a cake.
- 2 The water isn't ..... (clean) to swim in.
- 3 The shelves aren't ..... (strong) to put the books on.
- 4 He hasn't got ..... (milk) to put in his tea.
- 5 There aren't ..... (players) to make a team.
- 6 She isn't ..... (fast) to win the race.

## Too – Enough

♦ **Too** употребляется **перед** прилагательными и наречиями и показывает, что чего-то слишком много или мало. **Too** имеет негативный оттенок.  
После **too** + прилагательное или наречие следует **"to"-инфинитив**.



He is **too young to talk** on the phone. (= Он слишком мал, чтобы говорить по телефону.)

Например: He was **too late to catch** the bus.  
(= Он опоздал на автобус, то есть пришел слишком поздно. Он упустил его.)

♦ **Enough** употребляется **перед** существительным, но **после** прилагательного или глагола и показывает, что нечто имеется в нужном количестве, как раз столько, сколько нужно. **Enough** имеет позитивный оттенок. За ним следует **"to"-инфинитив**.

Например: We've got **enough money to eat out**.  
(= У нас достаточно денег, чтобы поесть вне дома (в ресторане).)



He is **strong enough to climb up trees**. (= Он достаточно силен, чтобы забираться на деревья.)

### Изучите примеры

- 1) She **is too young to go out alone**.  
(=She can't go out alone.)
- 2) She **isn't old enough to go out alone**.  
(=She can't go out alone.)  
Но не: ~~She isn't too old to go out alone.~~
- 3) She **is old enough to go out alone**.  
(=She can go out alone.)

### 6 Вставьте *too* или *enough* и слова в скобках, соблюдая правильный порядок слов.

- 1 I can't see properly. It's ...*too dark*... (dark).
- 2 Can you put more ice in my water, please? It isn't ..... (cold).
- 3 I threw away the jacket. It was ..... (old).
- 4 I can't run fast. I'm not ..... (fit).
- 5 You can't wear that shirt. It's ..... (small).
- 6 I won't sunbathe today. It isn't ..... (hot).



"-ing"-форма



They like **skiing**.  
Skiing is their favourite sport.

◆ "-ing"-форма – это форма глагола, оканчивающаяся на -ing. Например: I like **swimming**.

Мы употребим "-ing"-форму:

- ◆ как существительное. Например: **Exercising** is good for your health.
- ◆ после глаголов like, dislike, love, hate, enjoy, prefer, stop, finish, start и begin.  
Например: She stopped **talking**.
- ◆ после предлогов. Например: I'm thinking of **going** to Italy.
- ◆ после глагола go, когда говорим о какой-либо деятельности.  
Например: They went **shopping** yesterday.

**ПРИМЕЧАНИЕ. 1. like / love + "-ing"-форма глагола = Мне вообще нравится делать что-то.**  
Например: I love **travelling**. (= Я вообще люблю путешествовать.)

**2. would like / would love + "to"-инфинитив = Я хочу (хотел бы) что-то сделать.**  
Например: I **would like to travel** to China one day. (= Я хочу (хотел бы) когда-нибудь поехать в Китай.)

**7** Составьте предложения, используя картинки и ключевые слова.  
Например: He likes playing the violin.



**8** Поставьте в нужную форму инфинитива или в "-ing"-форму глаголы в скобках.

- 1 Juliet enjoys ...**playing**... (play) the guitar.
- 2 He started ..... (drive) when he was 17 years old.
- 3 I wanted ..... (take) my dog to the park yesterday.
- 4 I can't ..... (travel) to Australia alone.
- 5 He likes ..... (do) jigsaw puzzles.
- 6 Philip agreed ..... (paint) the garden fence.
- 7 I finished ..... (eat) breakfast an hour ago.
- 8 Fiona hopes ..... (buy) a new car soon.
- 9 Can Sam ..... (do) a jigsaw puzzle?
- 10 I put the shopping away before ..... (cook) dinner.



# Infinitive/The "-ing form"/Too-Enough

**9** Поставьте в нужную форму инфинитива или в "-ing"-форму глаголы в скобках.



- A: Where are you going? It's too cold 1) ...to go... (go) out today.  
 B: I must 2) ..... (buy) some stamps because I want 3) ..... (post) some letters. I'll wear my coat so I'll be warm enough.  
 A: I will 4) ..... (come) with you.  
 B: All right. I also want 5) ..... (visit) Aunt Milly this morning, but I won't 6) ..... (stay) too long.  
 A: Good. I like 7) ..... (talk) to her and she enjoys 8) ..... (tell) us stories about her past.  
 B: Oh no, I forgot! Aunt Milly goes 9) ..... (shop) every Saturday morning.  
 A: It doesn't matter. We like 10) ..... (buy) things too, so we can 11) ..... (go) with her.  
 B: That's a good idea. I would like 12) ..... (do) that. I've got enough time before I start work this afternoon.

**10** Вставьте глаголы в нужной форме инфинитива или в "-ing"-форме.

wear, help, buy, become, be, play, go, take, say, watch, cook, speak

- I love animals. I'm thinking of ...*becoming*... a vet.
- Steve likes ..... sunglasses, even in winter.
- Would you like ..... television?
- Pamela asked me ..... her with her homework.
- You must ..... the dog for a walk every day.
- Paul left without ..... goodbye last night.
- I went to the butcher's ..... some meat for dinner.
- Fred enjoys ..... He wants to be a chef.

- What shall we do today? I would love ..... for a walk.
- I want ..... an astronaut when I grow up.
- "Why do you want to go to the park?" "I want..... with my friends."
- James is very clever. He can ..... four languages.

**11** Сначала прочтите четыре диалога и поставьте в форму инфинитива или в "-ing"-форму глаголы в скобках. Затем закройте диалоги и попарно воспроизведите их.



- A: What do you want 1) ...to do... (do) today?  
 B: I'm thinking of 2) ..... (go) to the park for a picnic. Do you want 3) ..... (come)?  
 A: Yes, please. It's a lovely day for a picnic.



- A: I enjoy 4) ..... (go) on picnics, don't you, Frank?  
 B: Yes, and I love 5) ..... (sit) in the park.  
 A: What's this? Oh no, it has started 6) ..... (rain).  
 B: Let's 7) ..... (put) everything back in the car.



- A: What shall we 8) ..... (do) now?  
 B: Would you like 9) ..... (see) a film?  
 A: Not really. How about 10) ..... (spend) the evening at my house?



- A: I'll 11) ..... (make) us some tea.  
 B: Thank you, I would 12) ..... (love) some. What a day!



Too Many / Too Much

**Too many** (больше, чем требуется; слишком много) употребляется с исчисляемыми существительными во множественном числе. Например: *You eat too many sweets.* (= Ты ешь слишком много конфет.) **Too much** (больше, чем требуется; слишком много) употребляется с неисчисляемыми существительными. Например: *You spend too much time talking on the phone.* (= Ты слишком много говоришь по телефону.)

**12** Мать отчитывает сына за его поведение. Используя картинки, составьте предложения с *too many*, *too much* или *not enough*. Например:

- (X) *You eat too many hamburgers.*
- (✓) *You don't eat enough vegetables.*

<p>1</p>  <p>eat/hamburgers X</p>	<p>2</p>  <p>eat/vegetables ✓</p>	
<p>3</p>  <p>eat/chocolate X</p>	<p>4</p>  <p>drink/Coke X</p>	<p>5</p>  <p>do/homework ✓</p>
<p>6</p>  <p>drink/milk ✓</p>	<p>7</p>  <p>watch/horror films X</p>	<p>8</p>  <p>take/exercise ✓</p>
<p>9</p>  <p>spend/money X</p>	<p>10</p>  <p>read/comics X</p>	

**13** Подчеркните нужное слово.

- 1 She came in without *to knock/knock/knocking* on the door.
- 2 I don't know what *do/doing/to do* with that old washing machine.
- 3 I hate *to live/live/living* in the city.
- 4 My brother is good at *to mend/mend/mending* cars.
- 5 She managed *to find/finding/find* a job.
- 6 I decided *to wash/wash/washing* the car yesterday.
- 7 My parents don't let me *to stay/stay/staying* out late at night.
- 8 We will *to help/help/helping* you with the housework.
- 9 I told her *to finish/finish/finishing* the letter.
- 10 Maria would like *go/going/to go* to the theatre tonight.
- 11 They agreed *come/to come/coming* to my party.
- 12 Sam prefers *reading/read/to read* to watching TV.
- 13 Helen tried *open/opening/to open* the door but she couldn't.
- 14 Peter hasn't decided where *going/to go/go* for his holidays yet.

**14** Вставьте в нужной форме инфинитива или в "-ing"-форме глаголы в скобках.




Dennis and Oscar are twins. They are the same age but they like (1) *...doing...* (do) different things. Dennis loves (2) ..... (take) risks. He enjoys (3) ..... (dive) and he goes motor (4) ..... (race) every week. He can (5) ..... (fly) an aeroplane and he wants (6) ..... (become) a stunt man. On the other hand, Oscar likes (7) ..... (play) tennis and enjoys (8) ..... (read). He goes (9) ..... (swim) every day. He can (10) ..... (cook) and he would like (11) ..... (learn) a foreign language. Dennis and Oscar love (12) ..... (tell) each other about their hobbies.



# Infinitive/The "-ing form"/Too-Enough

**15** Вставьте предложенные глаголы в нужной форме инфинитива или в "-ing"-форме.

*shout - come - do - pay - go - watch*



**16** Исправьте ошибки.



- 1 I would like going to America next year.
- 2 He enjoys to dance.
- 3 "Why did you go to the library?" "Borrowing a book."
- 4 I must to wash my hair tonight.
- 5 Do you know how skiing?
- 6 She goes to run every Thursday evening.
- 7 Have you got too time to come shopping with me?
- 8 I'm too tall to reach the top cupboard.
- 9 You are short enough to touch the ceiling.
- 10 He will leaving school when he's eighteen.

## УСТНО

Выполните задание в парах. Используя таблицу, задайте вопросы и ответьте на них, как показано на примере.

Уч. А: *What does Andrew like doing?*

Уч. В: *He likes making model ships.*

	ANDREW 	DIANA 
LIKE:	make model ships	meet new people
DISLIKE:	study Maths	stay at home
WANT TO BE:	a captain	a business-woman
WOULD LIKE:	have his own ship	have her own company
HOPE:	sail to America	be rich and successful

Теперь впишите в приведенную ниже таблицу данные о себе. Опросите своего партнера, как показано на примере, и впишите данные о нем. И наконец, посмотрите на свои записи и расскажите о себе и своем партнере.

Уч. А: *What do you like doing?*

Уч. В: *I like .....*

	YOU	YOUR PARTNER
LIKE:		
DISLIKE:		
WANT TO BE:		
WOULD LIKE:		
HOPE:		

## ПИСЬМЕННО

Просмотрите свои записи об Эндриу (Andrew) и Диане (Diana). Напишите небольшой рассказ о каждом из них. Начните так:

Andrew is a friend of mine. He likes making model ships, but he dislikes .....

Diana is also a friend of mine. She likes meeting new people, but she dislikes .....



## Both/Neither-All/None



**Both of them are students.**  
**Neither of them is old or Neither of them are old.**  
**They can both play a musical instrument.**



**All of them are boys.**  
**None of them is a girl or None of them are girls.**  
**They are all standing.**

Оба / Ни тот, ни другой – Все / Ни один (Both / Neither – All / None)

- ◆ **Both of + существительное или личное местоимение в объектном падеже** относится к **двум** людям, предметам, животным и т.д. Имеет утвердительное значение и употребляется с глаголом во **множественном числе**. Например: **Both of the men / of them are rich.** или **They are both rich.**
- ◆ **Neither of + существительное или личное местоимение в объектном падеже** относится к **двум** людям, предметам, животным и т.д. Имеет отрицательное значение и употребляется с глаголом в **единственном** и во **множественном числе**. Например: **Neither of them has got / have got a car.**
- ◆ **All of + существительное или личное местоимение в объектном падеже** относится к **более чем двум** людям, предметам, животным и т.д. Оно имеет утвердительное значение и употребляется с глаголом во **множественном числе**. Например: **All of them are British.** или **They are all British.**
- ◆ **None of + существительное или личное местоимение в объектном падеже** относится к **более чем двум** людям, предметам, животным и т.д. Оно имеет отрицательное значение и употребляется с глаголом в **единственном** и во **множественном числе**. Например: **None of them is / are tall.**
- ◆ Слова **both** и **all** могут употребляться:
  - а) после вспомогательных глаголов либо в начале предложения.  
 Например: **They can both sing** или **Both of them can sing.**
  - б) перед смысловым глаголом либо в начале предложения.  
 Например: **They all came to the party** или **All of them came to the party.**
- ◆ После слов **neither** и **none** всегда следует глагол в утвердительной форме.  
 Например: **Neither of them is Italian.** (A не: ~~Neither of them isn't Italian.~~)  
**None of them speak Chinese.** (A не: ~~None of them don't speak Chinese.~~)

### 1 Составьте предложения, используя картинки и подсказки. Например:

- 1 *Both of them are sprinters.*  
*Neither of them is a footballer/are footballers.*
- 2 *All of them are chicks.*  
*None of them is a duckling/are ducklings.*



### 2 Ответьте на следующие вопросы, используя both / all / neither / none of them, как показано на примере.

- 1 Are red and green colours?  
*Yes, both of them are colours.*
- 2 Are Harrison Ford, Brad Pitt and Tom Cruise singers?  
*No, none of them is a singer/are singers.*
- 3 Are cows, goats and pigs wild animals?  
 .....
- 4 Are England, Turkey and Italy countries?  
 .....
- 5 Are snakes, elephants and parrots farm animals?  
 .....
- 6 Are "Monopoly" and "Scrabble" sports?  
 .....



**3** Вставьте *both*, *neither*, *all* или *none*.



- 1 ...*All*... of them are sitting round the table.
- 2 ..... of them is standing.
- 3 They are ..... holding pens.
- 4 ..... of them is smoking.
- 5 The men have ..... got short hair.
- 6 Alex and Tim are ..... wearing glasses.
- 7 They have ..... got papers in front of them.
- 8 Rea and Julie are ..... wearing suits.
- 9 ..... of them have got a glass of water in front of them.
- 10 ..... of the women is wearing a scarf.

**4** Вставьте *both*, *all*, *neither* или *none*, употребляя *of*, где это необходимо.

- 1 "Are Peggy and Sue studying for their exams?"  
"...Yes. *Both of*... them are studying really hard."
- 2 "What are Eric, Tom and Peter doing?"  
"..... them are watching TV."
- 3 "Do Sylvia and Rea like fish?"  
"No, .....them likes fish."
- 4 "Have Paul, Bob and Roy done their homework?"  
"Yes, they have ..... finished it."
- 5 "Will Tom, Sam and Keith come to the zoo with us?" "No, ..... them wants to come."
- 6 "Are your parents going out tonight?"  
"Yes. Actually, they are ..... going to Grandma's birthday party."
- 7 "Where are Linda and Lucy?"  
"They are ..... at the hairdresser's."

- 8 "Did George, John and Mike enjoy the play?"  
"No, ..... them liked it."
- 9 "Are the Smiths and the Browns coming to our party?"  
"Yes, they have ..... accepted the invitation."
- 10 "Are your twin sisters married?"  
"No, ..... them is."


**5** Выберите правильный ответ.

- 1 Brian and Gary are brothers. ...*B*... of them enjoy swimming.  
A All                      B Both                      C None
- 2 I have got two aunts. .... of them lives near me.  
A Neither                  B All                        C Both
- 3 Diana baked three cakes. .... of them was a chocolate cake.  
A All                        B Neither                  C None
- 4 Kim, Samantha and Alice are friends. .... of them are English.  
A Both                      B Neither                  C All
- 5 Claire and Dan went on holiday. .... of them had fun.  
A None                      B All                        C Both
- 6 Dave has got lots of pets. .... of them is a dog.  
A None                      B All                        C Neither
- 7 Jill has got three suitcases. .... of them are big.  
A Both                      B Neither                  C All
- 8 Cathy has got two sisters. .... of them is older than her.  
A Neither                  B None                      C Both
- 9 I watched three films last week. .... of them was a comedy.  
A All                        B None                      C Both
- 10 I had four hats but I lost ..... of them.  
A none                      B both                      C all



6

Вставьте *both*, *all*, *neither* или *none*.



7

Исправьте ошибки.

- 1 I have got lots of friends. Neither of them has got blonde hair.
- 2 Steven has got two cars. All of them are red.
- 3 My sister and I are short. Both of us is tall.
- 4 There are twelve people in the room. Both of them are girls.
- 5 Look at those babies! Neither of them aren't crying.
- 6 I have got two brothers. None of them are firemen.
- 7 Lucy has got two cats. All of them is black.
- 8 The three boys are happy. Neither of them is sad.

УСТНО

Выполните задание в парах. Задайте вопросы и ответьте на них, используя *both* или *neither*, как показано на примере.

Уч. А: *How old are they?*

Уч. В: *They are both ten years old. ИЛИ Both of them are ten years old.*



Mary

Peter

How old/they?	10	10
they/like school?	Yes	Yes
they/watch TV?	Yes	Yes
they/play football?	No	No
they/have got a pet?	No	No
they/have got a guitar?	Yes	Yes
they/like swimming?	No	No
they/have got a bicycle?	Yes	Yes
they/like vegetables?	No	No

ПИСЬМЕННО

На основе устного задания напишите о Мэри и Пите. Можно начать так:

Mary and Peter are good friends. They are both ten years old. ....

.....

.....

.....

.....

.....

.....

.....



# Revision 4 (Units 1 - 20)

## 1 Вставьте *than*, *of* или *in*.

- Charles is the tallest student ...*in*... the class.
- James' house is bigger ..... mine.
- The Nile is the longest river ..... the world.
- Mr Beale is older ..... Mr Clark.
- This car is the most expensive ..... all.
- It is colder today ..... it was yesterday.
- Who do you think is the most beautiful woman ..... the world?
- I think chemistry is the hardest subject ..... all.
- Jennifer's hair is longer ..... yours.
- John is the tallest student ..... all.

## 2 Вставьте прилагательные в сравнительной или превосходной степени.



- The blue car is ...*faster than*... (fast) the green car.
- The red car is ..... (fast) all.
- The green car is ..... (cheap) all.
- The red car is ..... (expensive) the blue car.
- The red car is ..... (expensive) all.
- The green car is ..... (old) the blue car.
- The blue car is ..... (comfortable) the green car.
- The green car is ..... (economical) the red car.

## 3 Подчеркните нужное слово.

- She looked at me *angry/angrily* this morning.
- He got dressed *quick/quickly* as he was late.
- The fish had a *strong/strongly* smell.

- She spoke to her friend *soft/softly*.
- This salad tastes *good/well*.
- That chair is quite *comfortable/comfortably* to sit on.
- He sounded very *unhappy/unhappily* on the phone.
- I feel *sad/sadly* today.
- She is a very *clever/cleverly* student.
- She crossed the road *safe/safely*.

## 4 Вставьте нужные вопросительные слова.

- "...*Where*... did you go last night?" "To the cinema."
- "..... pets have you got?" "Three. Two goldfish and a cat."
- "..... time do you usually go to bed?" "At 11 o'clock."
- "..... did you pay for that coat?" "£80."
- "..... ago did you visit France?" "Two years ago."
- "..... is that girl?" "My sister."
- "..... did you get to work?" "On foot."
- "..... dog is that?" "Mine."
- "..... blouse are you going to wear?" "The red one."
- "..... did you go to the supermarket?" "To buy some milk."

## 5 Напишите вопросы, ответами на которые служат выделенные слова.

- I'm having lunch **at the office** today.  
...*Where are you having lunch today?*...
- Alan** has bought a present for Janet.  
.....
- This jacket is **Anna's**.  
.....
- I have worked for this company **for six years**.  
.....
- We go shopping **once a week**.  
.....
- Philip** will cook lunch on Sunday.  
.....
- Peter paid **£15,000** for his new car.  
.....
- Susan bought a **red skirt** yesterday.  
.....



## Revision 4 (Units 1 - 20)

- 9 He is happy **because he has won the lottery.**  
.....
- 10 The party will start at **9 o'clock.**  
.....

### 6 Выберите правильный ответ.


- 1 I ...**A**... go to the bakery to buy some bread because we haven't got any.  
A must      B could      C needn't
- 2 You ..... get up early tomorrow because I'll take the children to school.  
A shall      B needn't      C could
- 3 ..... I use your telephone, sir?  
A Needn't      B May      C Shall
- 4 Steven is a pilot. He ..... fly an aeroplane.  
A couldn't      B may      C can
- 5 You ..... touch that knife. It's very sharp.  
A must      B mustn't      C needn't
- 6 I ..... study for my exams.  
A must      B may      C mustn't
- 7 ..... I borrow the dictionary, please?  
A Can      B Must      C Shall
- 8 Simon ..... walk when he was a year old.  
A couldn't      B can't      C can
- 9 ..... you help me make the bed, please?  
A Will      B Shall      C May
- 10 ..... I water the flowers for you, Carol?  
A Will      B Shall      C Needn't

### 7 Поставьте в нужную форму инфинитива или в "-ing"-форму глаголы в скобках.

- 1 I want ...**to go**... (go) swimming today.
- 2 He is old enough ..... (learn) how to drive.
- 3 She promised ..... (keep) my secret.
- 4 May I ..... (interrupt) you for a moment?
- 5 ..... (Drink) milk is good for your health.
- 6 I hate ..... (eat) spinach.

- 7 Ann enjoys ..... (talk) to her friends on the phone.
- 8 Shall I ..... (call) Peter for you?
- 9 Have you finished ..... (do) your homework?
- 10 I'm tired of ..... (listen) to your complaints.
- 11 I prefer ..... (wake up) early in the morning.
- 12 Peter managed ..... (build) a boat on his own.
- 13 Helen hopes ..... (pass) the test this time.
- 14 They stopped ..... (play) music because it was very late.
- 15 He is going to the grocer's ..... (buy) some milk and eggs.

### 8 Вставьте both, all, neither, none или of, где это необходимо.



- 1 "Do Peggy and her husband often play tennis?" "Yes. They ...**both**... play tennis every weekend."
- 2 "Do your parents work?" "Yes. .... them have got great jobs."
- 3 "Are Eric and his friends coming to your party tomorrow night?" "No. Unfortunately, ..... them are coming."
- 4 "Have Paul and Robert paid this month's rent?" "No. .... them has."
- 5 She's got three sisters, but ..... them works.
- 6 "Where are John and Bob?" "They have ..... gone to the cinema."
- 7 "Have Paula and her sisters moved abroad?" "Yes. They ..... live in different countries now."



**9** Поставьте в нужное время глаголы в скобках.

Dear Samantha,

I 1) ...*'m writing*... (write) to you from Miami. We 2) ..... (be) here for ten days and we 3) ..... (like) it very much. We 4) ..... (stay) at a wonderful hotel by the beach.

We 5) ..... (already/visit) a lot of interesting places. Yesterday we 6) ..... (go) to Disneyworld! We 7) ..... (have) a great time and we 8) ..... (buy) a lot of souvenirs for everyone at home. Mum and Dad 9) ..... (take) us to the Epcot Centre tomorrow. It's an amusement park and it's got lots of spaceships.

We 10) ..... (usually/spend) the mornings on the beach. The sea 11) ..... (be) warm and clear. Dad 12) ..... (try) to windsurf for the first time yesterday, but he 13) ..... (not/have) a good time because he 14) ..... (keep) falling into the water!

That's all our news. I 15) ..... (hope) you're well. See you soon.

Love,  
Mary

**10** Поставьте в нужное время глаголы в скобках.

- We ...*went*... (go) on holiday to Italy last year.
- I ..... (stay) at a friend's house at the moment.
- Kate usually ..... (paint) pictures of animals in her spare time.
- He ..... (just/plant) some trees and flowers in the garden.
- I ..... (visit) Aunt Mary tomorrow afternoon.
- How often ..... (it/snow) in your country?
- John ..... (not/phone) last night.

- Uncle Jack ..... (wash) the car at the moment.
- Sam ..... (have) an accident yesterday evening.
- Lucy ..... (wear) a skirt and a jacket to work every day.
- I'm sure Peter ..... (pass) his driving test tomorrow.
- Be careful! The tree ..... (fall down)!

**11** Выберите правильный ответ.

- Helen often ...*B*... to work late.  
A is coming    B comes    C come
- I want to buy some new clothes, but I can't find ..... I like.  
A something    B nothing    C anything
- This is ..... jumper.  
A Alison's    B Alisons'    C Alison
- You don't really enjoy football, .....?  
A don't you    B do you    C you do
- They ..... in this neighbourhood for twenty years.  
A are living    B live    C have lived
- My boss can't talk to you right now. He ..... a meeting.  
A is having    B has    C had
- Tom ..... the party last night.  
A hasn't enjoyed    B didn't enjoy    C won't enjoy
- Don't play the music so loud! You ..... the baby.  
A wake up    B woke up    C will wake up

**12** Вычеркните лишнее слово.

- You must to try to be more patient.
- She is very old enough to travel alone.
- Susan hasn't ever been to Turkey before.
- They enjoy playing the basketball.
- Irene is more friendlier than Kate.



# Неправильные Глаголы (Irregular Verbs)

Infinitive	Past	Past Participle	Infinitive	Past	Past Participle
be	was	been	leave	left	left
bear	bore	born(e)	lend	lent	lent
beat	beat	beaten	let	let	let
become	became	become	light	lit	lit
begin	began	begun	lose	lost	lost
bite	bit	bitten	make	made	made
blow	blew	blown	mean	meant	meant
break	broke	broken	meet	met	met
bring	brought	brought	pay	paid	paid
build	built	built	put	put	put
burn	burnt (burned)	burnt (burned)	read	read	read
burst	burst	burst	ride	rode	ridden
buy	bought	bought	ring	rang	rung
can	could	(been able to)	rise	rose	risen
catch	caught	caught	run	ran	run
choose	chose	chosen	say	said	said
come	came	come	see	saw	seen
cost	cost	cost	sell	sold	sold
cut	cut	cut	send	sent	sent
deal	dealt	dealt	set	set	set
dig	dug	dug	sew	sewed	sewn
do	did	done	shake	shook	shaken
draw	drew	drawn	shine	shone	shone
dream	dreamt (dreamed)	dreamt (dreamed)	shoot	shot	shot
drink	drank	drunk	show	showed	shown
drive	drove	driven	shut	shut	shut
eat	ate	eaten	sing	sang	sung
fall	fell	fallen	sit	sat	sat
feed	fed	fed	sleep	slept	slept
feel	felt	felt	smell	smelt (smelled)	smelt (smelled)
fight	fought	fought	speak	spoke	spoken
find	found	found	spell	spelt (spelled)	spelt (spelled)
fly	flew	flown	spend	spent	spent
forbid	forbade	forbidden	stand	stood	stood
forget	forgot	forgotten	steal	stole	stolen
forgive	forgave	forgiven	stick	stuck	stuck
freeze	froze	frozen	sting	stung	stung
get	got	got (gotten)	swear	swore	sworn
give	gave	given	sweep	swept	swept
go	went	gone	swim	swam	swum
grow	grew	grown	take	took	taken
hang	hung (hanged)	hung (hanged)	teach	taught	taught
have	had	had	tear	tore	torn
hear	heard	heard	tell	told	told
hide	hid	hidden	think	thought	thought
hit	hit	hit	throw	threw	thrown
hold	held	held	understand	understood	understood
hurt	hurt	hurt	wake	woke	woken
keep	kept	kept	wear	wore	worn
know	knew	known	win	won	won
lead	led	led	write	wrote	written
learn	learnt (learned)	learnt (learned)			



## A

abroad (to go) = за границу  
 accept = принимать  
 accident = несчастный случай  
 act = действие, акт, номер (цирковой)  
 admire = восхищаться  
 advice = совет, уведомление  
 agree = соглашаться  
 alone = один, сам  
 amazing = замечательный, поразительный  
 amusement = развлечение, забава  
 amusement park = луна-парк, парк аттракционов  
 anniversary = годовщина  
 anything else = что-нибудь еще  
 appear = появляться, казаться  
 appointment = прием, назначить встречу  
 apron = фартук, передник  
 arrange = устраивать, организовывать  
 arrive = приходить, прибывать  
 artist = художник, артист  
 athlete = спортсмен  
 awful = ужасный

## B

bacon = бекон  
 bakery = булочная, пекарня  
 bar = плитка, брусок, бар  
 bark = лай, лаять  
 be afraid of = бояться (чего/кого-либо)  
 be angry = сердиться  
 be bored = скучать  
 be called = называться  
 be fast asleep = спать крепким сном  
 be lost = заблудиться  
 beach = пляж, берег моря  
 beak = клюв  
 beautiful = красивый  
 beauty = красота  
 believe = верить, полагать  
 bell = звонок, колокольчик  
 belong = принадлежать  
 bench = скамья  
 best wishes = всего наилучшего  
 bill = счет  
 bitter = горький  
 boat = лодка, катер  
 bodyguard = телохранитель  
 boil = кипеть, кипятить  
 bone = кость  
 boring = скучный  
 borrow books = брать книги (в библиотеке)  
 bottom = низ (напр., страницы)  
 bowl = миска, ваза, чаша

bridge = мост  
 brush = щетка, кисть, чистить  
 bucket = ведро  
 build = строить  
 building = здание  
 bus stop = автобусная остановка  
 bush = куст  
 busy = занятой  
 butcher = мясник

## C

cage = клетка, кабина, сажать в клетку  
 calf = теленок  
 call = звонок, посещение, звать, звонить  
 cameraman = оператор (кино-, теле-)  
 can = банка (жестяная)  
 candle = свеча  
 careful = осторожный, тщательный  
 carpet = ковер  
 carrot = морковь  
 carton = картонная коробка, пакет (молока и т.п.)  
 cash = наличные (деньги)  
 castle = замок  
 catch = ловить, поймать  
 catch the bus = сесть на автобус  
 ceiling = потолок  
 centigrade = (градус) Цельсия  
 centre = центр  
 century = век  
 certainly = конечно, несомненно  
 changing room = примерочная, раздевалка  
 chase = гнаться, гоняться  
 cheap = дешевый  
 cheesecake = творожный кекс, ватрушка  
 chef = шеф-повар  
 chic = шикарный, элегантный  
 clean = чистить, мыть  
 clear = прозрачный, чистый  
 cliff = утес, скала  
 climb = подниматься, взбираться  
 clothes shop = магазин одежды  
 cloud = облако, туча  
 collect = собирать  
 comfortable = удобный  
 complaint = жалоба  
 composer = композитор  
 cook = повар, готовить  
 corner = угол  
 cost = цена, стоимость, стоить  
 cough = кашель, кашлять  
 countryside = сельская местность  
 cross = пересекать, переходить  
 crowded = переполненный, перенаселенный  
 cupboard = буфет, шкаф



curtains = занавески  
customer = покупатель, клиент

### D

dangerous = опасный  
dawn = рассвет, заря, рассветать  
deck = палуба  
decorate = украшать, отделывать  
decoration = украшение  
deep breath = глубокий вдох  
delicious = очень вкусный, восхитительный  
deliver = доставлять, вручать  
department store = универсальный магазин  
desert = пустыня  
different = разный, другой, отличаться  
director = директор, режиссер  
dirty = грязный  
drawer = ящик (стола)  
drop = капля, ронять, падать  
dry = сушить, вытирать, сухой  
duckling = утенок  
dust = пыль, вытирать пыль, посыпать

### E

earrings = серьги  
earth = земля, Земля (планета)  
easily = легко  
Easter = Пасха, пасхальный  
economical = экономичный  
either = любой, каждый  
empty = пустой  
engagement = помолвка, обручение  
enjoy = наслаждаться, делать (что-то)  
с удовольствием  
envelope = конверт  
expensive = дорогой

### F

fast = быстрый, быстро  
feed = кормить  
feel = чувствовать  
fence = забор, изгородь  
ferry = паром, переправлять  
fire station = пожарная станция  
fireman = пожарник  
fireplace = камин  
fix = устанавливать, налаживать  
flat = квартира  
flight = полет  
fly = управлять самолетом, летать, запускать  
forget = забывать, забыть  
formal = официальный

freezer = морозильник  
fresh = свежий  
friendly = дружелюбный, дружественный  
frighten = пугать, напугать  
furniture = мебель

### G

gentle = нежный, мягкий  
get married = жениться, выходить замуж  
get wet = промокнуть  
give a lift = подвезти кого-либо  
glad (I am) = я рад  
glove = перчатка  
go camping = отправляться в поход  
grandparents = бабушка и дедушка  
grocer = бакалейщик  
ground = земля, пол  
guest = гость, постоялец  
gym = спортивный зал

### H

hairdresser = парикмахер  
Hallowe'en = канун Дня Всех Святых  
hamster = хомяк  
handbag = сумочка (дамская)  
handsome = красивый  
hang = вешать, повесить  
happiness = счастье  
hate = ненавидеть  
have a rest = отдыхать  
have fun = веселиться  
having lot of fun (I'm) = (мне) очень весело  
healthy = полезный, здоровый  
hear = слышать, услышать  
heavy = тяжелый  
helmet = шлем  
here you are = вот, пожалуйста  
hole = дыра  
honey = мед  
honeymoon = медовый месяц  
hope = надежда, надеяться  
horrible = ужасный, отвратительный  
hot places = теплые края  
hot-air balloon = воздушный шар  
hour = час  
hourglass = песочные часы  
housework = домашнее хозяйство, работа по дому  
hundred = сто  
hungry = голодный  
hurry = спешка, торопиться  
hurt = причинять боль, обижать  
husband = муж



**I**

imagine = представлять, воображать  
 important = важный  
 in time = вовремя  
 inside = внутренняя часть, внутрь  
 intelligent = умный, разумный  
 interrupt = прерывать  
 introduce = представлять, знакомить  
 inventor = изобретатель  
 invitation = приглашение  
 iron = железо, утюг, железный, гладить  
 it doesn't matter = это не важно  
 it gets dark = темнеет

**J**

jar = банка (стеклянная)  
 jigsaw puzzle = разрезная картинка-головоломка  
 join = присоединиться  
 joke = шутка, шутить  
 jug = кувшин

**K**

keep = хранить, сохранять, содержать  
 kick = ударить ногой  
 kind = род, тип, добрый, любезный  
 kite = воздушный змей  
 kitten = котенок  
 knit = вязать

**L**

ladder = лестница  
 lamppost = фонарный столб  
 latest = последний, самый поздний  
 lawyer = адвокат, юрист  
 lend = одолжить  
 let = разрешать, позволять  
 litter = мусор  
 living room = гостиная  
 loaf = буханка, батон  
 look after = ухаживать за, заботиться о  
 look for = искать  
 loudly = громко  
 lovely = красивый, прекрасный  
 lunchtime = обеденный перерыв, обеденное время

**M**

mail = почта, отправлять по почте  
 main street = главная улица  
 make the bed = заправить постель  
 meet = встречать, сталкиваться

melon = дыня  
 melt = таять, плавиться, плавить  
 mend = ремонтировать, чинить  
 mess = беспорядок, неразбериха  
 message = сообщение  
 messy = неубранный, грязный  
 midnight = полночь, полночный  
 miss = пропускать, пропустить  
 mix = смешивать  
 moon = луна, Луна (спутник Земли)  
 mop = швабра, мыть (шваброй)  
 move house = переехать в другой дом  
 myth = миф

**N**

narrow = узкий  
 naughty = непослушный  
 naval officer = морской офицер  
 need = нужда, потребность, нуждаться  
 neighbour = сосед  
 neighbourhood = соседство, окрестность  
 New Year's Day = первое января  
 next to = рядом с  
 night watchman = ночной сторож  
 noise = шум  
 noon = полдень  
 nurse = медсестра

**O**

offer = предложение, предлагать  
 office block = административное здание  
 on his own = один  
 on the other hand = с другой стороны  
 once a month = раз в месяц  
 onion = лук  
 order = приказ, заказ, заказывать  
 outside = снаружи, на улице, наружу  
 oven door = дверца духовки  
 own = владеть, собственный  
 owner = владелец

**P**

painter = художник  
 parcel = посылка, сверток, завертывать  
 pavement = тротуар, дорожное покрытие  
 peace and quiet = тишина и спокойствие  
 peach = персик  
 pear = груша  
 pen-pal = друг по переписке  
 pepper = перец  
 perform tricks = исполнять трюки  
 petrol = бензин



petrol station = бензоколонка  
pick up = забрать, зайти за, заехать за  
pie = пирог, пирожок  
plan = план, планировать  
plant = растение, сажать  
play = играть  
playground = площадка для игр, детская площадка  
pocket = карман  
polish = полировать  
polite = вежливый  
post = отправлять по почте  
post office = почтовое отделение, почта  
postman = почтальон  
pot = кофейник, горшок, банка  
practise = заниматься, упражняться  
pray = молить, умолять, молиться  
prefer = предпочитать  
prepare = подготавливать, приготовить  
present = подарок  
price = цена, оценивать  
prison = тюрьма  
properly = как следует, должным образом  
proudly = гордо  
publish = публиковать  
pull = тянуть  
pumpkin = тыква  
puppy = щенок  
purse = кошелек, дамская сумочка  
push = толкать  
put on = надевать, надеть  
put up (a tent) = разбивать (палатку)  
puzzle = загадка, головоломка, озадачить

### Q

quarrel = ссора, ссориться  
quite = довольно, вполне, совершенно

### R

race = гонки, гнать  
racing driver = гонщик  
rainbow = радуга  
rainy = дождливый  
raspberry = малина  
reach = доставать, дотягиваться  
record shop = магазин аудио- и видеозаписей  
redecorate = ремонтировать  
regularly = правильно, регулярно  
relative = родственник, относительный  
rent = плата за квартиру  
return = возвращение, возвращать, возвращаться  
rhino = носорог  
rice = рис  
ring = звонок (телефонный), звонить

rise = подниматься, возвышаться, восходить  
roast beef = ростбиф, жареная говядина  
rob = красть, обкрадывать  
robber = грабитель  
roof = крыша  
rule = правило, управлять  
runner = бегун

### S

sad = грустный, печальный  
safe = безопасный, надежный  
sail = парус, плавать  
salmon = лосось, лососина  
scarf = шарф  
send = посылать, отправлять  
serve = служить, обслуживать, подавать  
set = накрывать (стол), устанавливать  
sharp = острый  
shelf = полка  
shell = раковина, скорлупа  
shopping centre = торговый центр  
shopping list = список покупок  
short = короткий, невысокий  
shout at = кричать на  
silver = серебро, серебряный  
similar = сходный, подобный  
size = размер  
slice = кусок, ломтик  
slide = каток, ледяная гора  
slow = медленный, медленно  
smell = запах, пахнуть  
snowman = снеговик  
snowstorm = метель, вьюга  
soap = мыло  
sofa = диван  
soon = скоро, вскоре, рано  
spaceship = космический корабль  
spare time = свободное время  
speech = речь  
spend = проводить, тратить  
spider = паук  
spinach = шпинат  
squash = сквош (игра наподобие тенниса)  
stage = сцена  
star in = играть главную роль  
stay = пребывание, оставаться, останавливаться  
steak = бифштекс, филе, вырезка  
steal = воровать  
steps = ступеньки  
stick = приклеивать, прилипать  
strange = незнакомый, чужой, странный  
stripe = полоса, полоска  
strong = сильный  
stunt men = каскадер



successful = успешный, удачный  
 suit = костюм  
 sunset = закат  
 surname = фамилия  
 swimming pool = плавательный бассейн  
 swing = качели

## T

taddy bear = плюшевый медвежонок  
 take off = снимать  
 take risks = рисковать  
 tall = высокий  
 taste = вкус, пробовать (на вкус)  
 tasty = вкусный  
 tear = слеза  
 think of = вспоминать, думать о  
 tidy = опрятный, прибирать, наводить порядок  
 tin = банка (консервная)  
 tired = усталый  
 tiring = утомительный  
 toothache = зубная боль  
 torch = факел, фонарь  
 touch = трогать, прикасаться  
 toy = игрушка  
 traffic = движение  
 travel = путешествие, поездка, путешествовать  
 trick = фокус, трюк  
 trip = поездка, путешествие, прогулка  
 truck = грузовик  
 trumpet = труба  
 truth = правда, истина  
 try on = примерить  
 tunnel = туннель  
 turkey = индейка  
 turn = поворот, очередь, поворачивать  
 turn off = выключать, сворачивать  
 turn on = включать  
 twice a week = дважды в неделю  
 twins = близнецы  
 type = печатать

typist = машинистка

## U

ugly = уродливый, безобразный  
 uncle = дядя  
 unfortunately = к сожалению  
 untidy = неопрятный, неубранный, неаккуратный

## V

vegetables = овощи  
 visit = посещение, навещать, посещать

## W

waiter = официант  
 wake (up) = просыпаться, будить  
 wardrobe = шкаф для одежды  
 washing machine = стиральная машина  
 washing-up = (грязная) посуда  
 washing-up (to do the) = мыть посуду  
 water = вода, поливать  
 weak = слабый  
 wear = одежда, носить  
 weather = погода  
 wedding = свадьба  
 weigh = взвешивать, весить  
 wheel = колесо  
 wide = широкий  
 wife = жена  
 wild = дикий  
 wing = крыло  
 wish = желание, желать, хотеть  
 without = без  
 wonderful = замечательный  
 wood = дерево, лес, деревянный  
 work hard = работать много, работать упорно  
 would you like? = не хотите ли?  
 writer = писатель



## Unit 1

- 1** 2 buses, 3 peaches, 4 cherries, 5 roofs, 6 foxes, 7 glasses, 8 keys, 9 pianos, 10 potatoes, 11 balls, 12 books.
- 2** 2 babies, 3 children, 4 green leaves, 5 old ladies, 6 radios, 7 oxen, 8 tall women, 9 knives, 10 toys, 11 policemen, 12 raspberries, 13 sandwiches, 14 mice, 15 photos, 16 cliffs, 17 pens, 18 watches, 19 big feet, 20 nice books.
- 3** 2 ostriches, 3 parrots, 4 swans, 5 turkeys, 6 dolphins, 7 giraffes, 8 deer, 9 calves, 10 foxes, 11 mice, 12 hippos.
- 4** **-s:** houses, apples, balls, radios, cliffs, giraffes, parrots, boys, melons, armchairs; **-es:** glasses, boxes, tomatoes, dresses, torches, foxes, watches, dishes; **-ies:** babies, ferries, cities, ladies; **-ves:** leaves, wives, calves, wolves; **исключения:** children, teeth, geese, oxen, deer, women, sheep.
- 5** / **s** /: hats, cliffs, shirts, roofs, skirts, clocks, baskets, myths; / **iz** /: dresses, boxes, roses, dishes, foxes, glasses, bushes, cages, buses, oranges; / **z** /: dolphins, chairs, babies, birds, balls, radios, songs, cherries, bags, pianos, onions, ferries, keys, flowers, doors.
- 6** 2 an, 3 some, 4 some, 5 some, 6 some, 7 some, 8 an, 9 some, 10 an, 11 some, 12 some, 13 some, 14 some, 15 a.
- 7** 2 some (неисчисляемое); 3 а (исчисляемое); 4 а (исчисляемое); 5 some (неисчисляемое); 6 some (исчисляемое); 7 an (исчисляемое); 8 а (исчисляемое); 9 а (исчисляемое); 10 some (неисчисляемое) / а (исчисляемое: когда мы говорим об овощах); 11 а (исчисляемое); 12 а (исчисляемое); 13 some (неисчисляемое); 14 some (исчисляемое); 15 some (неисчисляемое); 16 some (неисчисляемое); 17 some (неисчисляемое); 18 some (неисчисляемое).
- 8** **a glass of** orange juice, wine; **a slice of** bread, cake; **a bar of** chocolate, soap; **a tin of** beans; **a carton of** orange juice; **a piece of** chocolate, bread, cake; **a bottle of** Coke, lemonade, orange juice, wine; **a cup of** tea, coffee.
- 9** 2 two men, 3 four flowers, 4 two cans of soda, 5 two oranges, 6 three cartons of milk.
- 10** 2 three slices / pieces / loaves of bread (А не: kilos); 3 four bars / pieces of chocolate; 4 five glasses / bottles / bowls / jugs of water; 5 two pieces / slices / kilos of cheese; 6 three pieces / kilos / slices of meat; 7 eight glasses / bottles of wine; 8 four pieces / kilos / tins of salmon; 9 ten bottles / glasses / cartons / bowls of milk; 10 four bars of soap.

- 11** 2 soup, 3 coffee, 4 meat, 5 chocolate, 6 soda, 7 bread, 8 wood.

## Unit 2

- 1** 2 it, 3 she, 4 they, 5 he, 6 it, 7 they, 8 she, 9 it.
- 2** 2 they, 3 it, 4 she, 5 we, 6 they, 7 he, 8 they, 9 you, 10 she, 11 they, 12 they, 13 she, 14 they, 15 it, 16 it.
- 3** 2 They are, 3 It is, 4 She is, 5 They are, 6 He is, 7 It is, 8 He is.
- 5** **Полная форма:** 2 are, 3 is, 4 are, 5 is, 6 is, 7 are, 8 am. **Краткая форма:** 2 're, 3 isn't, 4 're, 5 's, 6 's, 7 aren't, 8 'm not.
- 6** 2 They are teachers. 3 They are deer. 4 We are boys. 5 They are policewomen. 6 They are giraffes. 7 We are bakers. 8 They are men. 9 You are children. 10 They are boxes.
- 7** 2 **Is he** a waiter? **Yes, he is.**  
3 **Are they** apples? **No, they aren't. They're** tomatoes.  
4 **Is it** a bear? **No, it isn't. It's** a bird. 5 **Is she** a teacher? **No, she isn't. She's** a photographer. 6 **Are they** flowers? **Yes, they are.**
- 8** (ii) 1 isn't, is, is; 2 is, isn't, is, is, isn't; 3 are, aren't, are, are.
- 9** 1 Sarah and I **are** sisters. 2 Ben and Tim **are** at school. 3 Horses and cows **are** animals. 4 England **is** a country. 5 Tim **is** from America.
- 10** 2 Greg and Bob **are** naval officers. **Are they** at home now? No, **they aren't. They are** at work. 3 George **is** a businessman. **Is he** poor? No, **he isn't. He is** rich. 4 This **is** a musical instrument. **Is it** a trumpet? No, **it isn't. It is** a saxophone.
- 11** 2 Is she ugly? No, she isn't ugly. She is beautiful.  
3 Are they short? No, they aren't short. They are tall.  
4 Is he weak? No, he isn't weak. He is strong.  
5 Is it slow? No, it isn't slow. It is fast.  
6 Is she sad? No, she isn't sad. She is happy.

## Unit 3

- 1** 2 an, 3 a, 4 an, 5 a, 6 an, 7 an, 8 a.
- 2** **The** /ðə/: roof, girl, book, bus, key, knife, watch.  
**The** /ðt/: ox, actress, apple, orange, elephant, umbrella, owl.
- 3** 2 the, 3 the, 4 -, 5 the, 6 the, 7 the, 8 the, 9 -, 10 the.
- 4** 2 The, 3 -, 4 The, 5 -.



- 5 2 an; 3 -, -, The; 4 a, the; 5 -, an, a; 6 -, the.
- 6 1 Jane is **a** painter. 2 I have got **a** uniform.  
3 Helen isn't at home. 4 The Pyramids are in Egypt.  
5 It is **an** hourglass. 6 Mark is a student.  
7 I have got **some** milk. 8 It is **a** house.  
9 **The** earth is a planet. 10 They have got **an** old car.
- 7 2 The, the; 3 -; 4 The; 5 the, the.
- 8 a) 2 -, 3 a, 4 a, 5 the, 6 -, 7 the, 8 a, 9 a, 10 the, 11 -.  
b) 1 -, 2 a, 3 an, 4 the, 5 -, 6 the, 7 a.
- 9 2 That is, 3 Those are, 4 This is, 5 Those are,  
6 These are.
- 10 2 It's, 3 They're, 4 What's, 5 It's, 6 They're.
- 11 1 that man, 2 this clock, 3 These flowers, 4 that car,  
5 those shoes, 6 that cake.

## Unit 4

- 1 2 It has got a long tail. 3 He has got a cold.  
4 They have got fishing rods. 5 She has got long hair.  
6 It has got stripes.
- 2 2 Sally **has got** an umbrella. **Has Sally got** a hat?  
No, **Sally hasn't got a hat**. 3 Anna and Tom **have got**  
a parrot. **Have Anna and Tom got** a horse? **No, Anna**  
**and Tom haven't got a horse**. 4 The table **has got**  
four legs. **Has the table got** three legs? **No, the table**  
**hasn't got three legs**. 5 They **have got** a white cat.  
**Have they got** a black cat? **No, they haven't got a**  
**black cat**. 6 The dog **has got** a long tail. **Has the dog**  
**got** a short tail? **No, the dog hasn't got a short tail**.  
7 Mike **has got** a computer. **Has Mike got** a camera?  
**No, Mike hasn't got a camera**. 8 Julie **has got** a big  
house. **Has Julie got** a small house? **No, Julie hasn't**  
**got a small house**.
- 3 (Вариант ответов)
- Уч. А: Has your brother got a motorbike?  
Уч. В: No, he hasn't.  
Уч. А: Have you got a pet? Уч. В: Yes, I have.  
Уч. А: Have your parents got a computer?  
Уч. В: Yes, they have.  
Уч. А: Has your sister got a video camera?  
Уч. В: Yes, she has.  
Уч. А: Have you got a bicycle? Уч. В: Yes, I have.  
Уч. А: Have your parents got a mobile phone?  
Уч. В: No, they haven't.  
Уч. А: Has your sister got a guitar? Уч. В: Yes, she has.
- 4 2 Tony has got a red ball. 3 He has got seven goldfish.  
4 It is a yellow kite. 5 They have got a new car.  
6 It is a big house.

- 5 2 Has the woman got blonde hair? Yes, she has. 3 Have they got briefcases? Yes, they have. 4 Has the lady got an umbrella? Yes, she has. 5 Has the giraffe got a short neck? No, it hasn't. It's got a long neck. 6 Have they got drums? No, they haven't. They've got guitars.
- 6 2 ... hasn't got a balcony. 3 ... have got four legs.  
4 ... has got a lot of pets. 5 ... have got toothache.  
6 ... hasn't got her glasses. 7 ... have got sharp teeth.  
8 ... haven't got enough money.
- 7 2 Уч. А: What can he do? Уч. В: He can swim.  
3 Уч. А: What can he do? Уч. В: He can jump.  
4 Уч. А: What can he do? Уч. В: He can ride a motorbike.  
5 Уч. А: What can it do? Уч. В: It can talk.  
6 Уч. А: What can he do? Уч. В: He can take photographs.
- 8 3 A monkey can climb trees. 4 A leopard can run fast.  
5 A pilot can fly an aeroplane. 6 A dog can't talk.  
7 A fish can't walk. 8 An elephant can't fly. 9 A baker can make bread. 10 A hamster can't ride a bicycle.
- 10 1 Can I borrow ... 2 Can you carry ... 3 Can I have ...  
4 Can you help ...

## Unit 5

- 1 2 Whose computer is this? It's Helen's. 3 Whose gloves are these? They're the boxers'. 4 Whose ball is this? It's the footballers'. 5 Whose teddy bear is this? It's Janet's. 6 Whose rackets are these? They're Ben's and Rita's.
- 2 / s / : the cat's, Beth's, Philip's, Scott's; / ɪz / : George's, Liz's; / z / : Tom's, the child's.
- 3 2 A, 3 B, 4 C, 5 B, 6 A, 7 C.
- 4 1 has, 2 притяжательный падеж, 3 притяжательный падеж, 4 is, 5 is, 6 притяжательный падеж, 7 притяжательный падеж, 8 is, 9 притяжательный падеж, 10 has.
- 5 2 her, hers; 3 their, theirs; 4 his, his; 5 our, ours; 6 his, his; 7 their, theirs; 8 her, hers; 9 its, - (it не имеет абсолютной формы притяжательного местоимения); 10 your, yours.
- 6 2 your, 3 mine, 4 hers, 5 their, 6 yours, 7 my, 8 her, 9 our, yours, 10 my, Her.
- 7 2 their honeymoon, 3 your umbrella, 4 My car, 5 her handbag, 6 our parents, 7 his homework.
- 8 2 These are the chef's spoons. These are her spoons. These spoons are hers. 3 This is the photographer's camera. This is his camera. This camera is his. 4 This is the secretary's / teacher's / typist's typewriter.



## Grammarway 1 – Ответы к упражнениям

- This is her typewriter. This typewriter is hers.  
5 These are the dancer's shoes. These are her shoes.  
These shoes are hers.
- 9** 2 He's James and Sarah's son. / He's Sarah and James' (or James's) son. 3 She's Linda and Mike's daughter. / She's Mike and Linda's daughter.  
4 She's James' (or James's) wife. 5 She's Linda and James' (or James's) mother. / She's James and Linda's mother. 6 He's Paul's brother.
- 10** 2 our, 3 Their, 4 his, 5 their, 6 his, 7 our.
- 11** 3 The nurse's uniform is white. 4 The handle of the briefcase is small. 5 The kangaroo's tail is long.  
6 The hands of the clock are black. 7 The clown's clothes are funny. 8 The leaves of the rose are green.
- 12** 2 your, 3 My, 4 my, 5 my, 6 your, 7 My, 8 your.
- 13** 2 A, 3 C, 4 B, 5 A, 6 B.
- 14** 1 my, 2 your, 3 your, mine.
- 15** 1 This photo is yours. 2 Phil has got a hat on his head.  
3 This isn't my cousin's record. 4 Are these your socks?  
5 Have you got my bag? 6 It's a giraffe and its neck is long.
- 16** 1 **My** room is big. 2 The **dog's** tail is long. 3 The **women's** dresses are red. 4 Are those pencils **yours**?  
5 That is **Mike** and Helen's house. 6 Whose are these rackets? They're **theirs**. 7 This is **her** book. 8 Those are **Rita's and Jim's** bicycles. 9 Is that **Kate's** hat? 10 The **windows of the house** are green.

### Revision 1

- 1** 2 these cars, 3 sheep, 4 those monkeys, 5 policemen, 6 books, 7 these watches, 8 children, 9 those umbrellas, 10 teeth.
- 2** 2 glasses / bottles / cans of Coke; 3 jars of jam;  
4 packets / kilos / bags of rice; 5 cups / packets of tea;  
6 slices / pieces / kilos of cheese; 7 loaves / slices / pieces of bread; 8 tins / bowls of dog food.
- 3** 2 It is, 3 he is, 4 They are, 5 She is, 6 We are.
- 4** 1 a, the; 2 -, an; 3 the, the; 4 -, an, -, -; 5 The, a; 6 The.
- 5** 1 The, the; 2 -; 3 -; 4 The; 5 -; 6 -, the; 7 the;  
8 The, -; 9 -, -; 10 -.
- 6** 2 She has got a book. She can read.  
3 They have got skis. They can ski.  
4 He has got a camera. He can take photos.  
5 They have got a ball. They can play rugby.  
6 She has got a microphone. She can sing.
- 7** 2 Has Susan got a pet? Susan hasn't got a pet.  
3 Can Bill dive? Bill can't dive.  
4 Is it an old house? It isn't an old house.  
5 Have they got stamps? They haven't got stamps.
- 8** 2 She, 3 She, 4 her, 5 Their/Her, 6 His, 7 her, 8 They, 9 Her, 10 her.
- 9** 2 Dad's, 3 man's, 4 girls', 5 Linda's.
- 10** 3 It is ours. 4 They are his. 5 It is yours. 6 They are theirs.
- 11** 2 B, 3 A, 4 B, 5 C, 6 B, 7 A, 8 B, 9 C, 10 C.
- 12** 1 There is **an** elephant in the garden. 2 That is Bill's car. It's **his**. 3 There are **wolves** in the forest. 4 There's **some/ a slice of / a loaf of** bread on the table. 5 There's **some** money in my pocket. 6 They go **to school** every day.  
7 My bicycle has got two **wheels**. 8 She's got **a** book.

### Unit 6

- 1** + **ing**: studying, laughing, playing, looking, sleeping;  
+ **je** = **y** + **ing**: lying, dying; + **x** = **ing**: dancing, writing, smoking; **двойная согласная** + **ing**: swimming, shopping, stopping, running.
- 2** 2 are playing, 3 is eating, 4 are reading, 5 is sleeping, 6 is swimming, 7 am watching, 8 is writing, 9 are singing, 10 is making.
- 3** 2 Are they listening to the radio? They aren't listening to the radio. 3 Is she drinking Coke? She isn't drinking Coke. 4 Are you dancing? You aren't dancing. 5 Are we playing basketball? We aren't playing basketball. 6 Am I running? I'm not running.
- 4** 2 is repairing, 3 is taking, 4 is running, 5 is sleeping, 6 is packing, 7 is making, 8 are playing, 9 is typing.
- 5** 3 Is Ann cutting the grass? Yes, she is. 4 Are the children knitting? No, they aren't. They're standing by the gate. 5 Are the dogs chasing a cat? Yes, they are. 6 Is the postman delivering letters? Yes, he is. 7 Is Grandmother standing by the gate? No, she isn't. She's knitting. 8 Is Grandfather writing a letter? No, he isn't. He's reading a newspaper.
- 6** 2 are wearing, 3 is pushing, 4 is walking, 5 is wearing, 6 is wearing.
- 7** 2 Уч. А: Can you open the door?  
Уч. В: No, I'm sorry. I'm washing the dishes.  
3 Уч. А: Can you help in the garden?  
Уч. В: No, I'm sorry. I'm doing my homework.  
4 Уч. А: Can you come to the phone?  
Уч. В: No, I'm sorry. I'm having a lesson.  
5 Уч. А: Can you tidy your room?  
Уч. В: No, I'm sorry. I'm writing a letter.



6 Уч. А: Can you help me with these bags?

Уч. В: No, I'm sorry. I'm having a shower.

8 А: Dad, where is Mum? В: She's in the living room.

А: What's she doing? В: She's watching TV.

А: Grandma, where are you? В: I'm in the garden.

А: What are you doing? В: I'm watering the flowers.

А: Helen, where is Tom? В: He's in the dining room.

А: What's he doing? В: He's having dinner.

А: Helen, where are you? В: I'm in the bathroom.

А: What are you doing? В: I'm washing my hair.

А: Dad, where's Uncle Phil? В: He's in the garage.

А: What's he doing? В: He's cleaning his bike.

9 2 is wearing, 3 is putting, 4 are standing, 5 are preparing.

10 (Вариант ответов)

There are three people in the picture. A man and a woman **are sitting** at the table. They **are smiling**. The man **is wearing** a pink shirt and the woman is **wearing** a blue top / blouse. The woman **is holding** a child and the man **is holding** a glass of water. The child **is eating**.

11 1 am / 'm using, 2 am / 'm trying, 3 is / 's shining, 4 am / 'm drinking.

12 2 Why is the dog barking? 3 He is not talking on the phone. 4 They are packing their suitcases. 5 She is not watching TV. 6 Where are your friends staying? 7 At the moment I am learning to play golf. / I am learning to play golf at the moment. 8 Are you going to the shops?

13 1 We **are** looking for a new flat. 2 I am **playing** tennis now. 3 George and Mary **are** watching TV. 4 What are you **doing**? 5 You **aren't** listening to the teacher. 6 He **is** reading a magazine.

14 2 F, 3 A, 4 D, 5 E, 6 B.

## Unit 7

1 2 Look at him. 3 Look at her. 4 Look at them. 5 Look at it.

2 2 I, 3 She, 4 me, 5 she, 6 us, 7 He, 8 I, 9 him, 10 her.

3 2 He is afraid of them. 3 She is coming with us. 4 It is for him. 5 He is talking to them. 6 We live near you. 7 They belong to her. 8 Is it for you?

4 2 they, 3 you, 4 us, 5 we, 6 them, 7 She, 8 He.

5 2 Let's read the map. (suggestion) 3 Try some of this. (offer) 4 Read this, please. (request) 5 Don't go into the sea again! (order) 6 Don't move, please. (request)

6 2 wash, 3 Don't wake, 4 Let's have, 5 Don't be, 6 Don't move, 7 Don't break, 8 Open, 9 Turn on, 10 Close.

7 2 Don't look at her! 3 Don't eat it! 4 Don't tell her the news! 5 Don't look at it! 6 Don't listen to them! 7 Don't give the money to us! 8 Don't open it! 9 Don't look at them! 10 Don't make a sandwich for him!

8 1 Ask, 2 Have, 3 make, 4 Don't touch.

9 1 Tim and Ann are my cousins. **They** live in Germany. 2 Look at that dog! It is eating a bone. 3 That is my jacket. Give it to **me**, please. 4 Pass me those photographs. I want to look at **them**. 5 It's Mike on the phone. **He** wants to talk to you. 6 "Are you going to the park?" "Yes. Please come with **me**." 7 Don't **open** the window! It's cold.

## Unit 8

1 2 There are, 3 Are there, 4 There aren't, 5 there isn't, 6 there isn't.

2 2 There are, 3 There isn't, 4 There aren't.

Уч. А: Is there a restaurant? Уч. В: No, there isn't.

Уч. А: Are there (any) trees? Уч. В: Yes, there are.

Уч. А: Is there a lamppost? Уч. В: Yes, there is.

Уч. А: Are there (any) office blocks? Уч. В: Yes, there are.

3 2 There are; 3 It is; 4 There is; 5 There are, They are; 6 There is, It is.

4 (Варианты ответов)

**Рисунок А:**

Is there any lettuce? No, there isn't any.

Are there any plates? Yes, there are some.

Are there any potatoes? No, there aren't any.

**Рисунок В:**

Is there any bread? Yes, there is some.

Are there any plates? No, there aren't any.

Is there any milk? No, there isn't any.

Are there any grapes? No, there aren't any.

Are there any peppers? Yes, there are some, и т.д.

5 2 some; 3 any; 4 any; 5 any, some; 6 some; 7 no; 8 any; 9 some, any; 10 no.

6 2 some, 3 any, 4 some, 5 some, 6 any, 7 some.

7 2 Nobody / No one, 3 Nowhere, 4 Nobody / No one.

8 2 anybody / anyone, 3 Somebody / Someone, 4 anything, 5 something, 6 anybody / anyone, 7 something, 8 Somebody / Someone.

9 2 anyone / anybody, 3 anything, 4 Nobody / No one, 5 Nothing, 6 anything.

10 2 somewhere, 3 anywhere, 4 anywhere, 5 nowhere, 6 somewhere.



## Grammarway 1 – Ответы к упражнениям

- 11 2 anywhere, 3 somewhere, 4 something, 5 somebody / someone, 6 anything.
- 12 1 some, 2 anybody, some, 3 some, 4 somewhere.
- 13 2 C, 3 C, 4 B, 5 B, 6 C, 7 B, 8 B.
- 14 2 Has he got anything in his hand? He hasn't got anything in his hand. He's got nothing in his hand.  
3 Is there anybody in the garden? There isn't anybody in the garden. There's nobody / no one in the garden.  
4 Is there any meat in the fridge? There isn't any meat in the fridge. There's no meat in the fridge.  
5 Is the dog anywhere in the house? The dog isn't anywhere in the house. The dog is nowhere in the house.
- 15 2 f, 3 a, 4 b, 5 c, 6 e.
- 16 1 Have you got **any** sugar? 2 There **isn't** any bread. / There is **no** bread. / There is **some** bread.  
3 There are some **pies**. / There **is a** pie. / There **is** some pie. 4 Is there **anybody** / **anyone** in the room?  
5 We haven't got **any** ham. 6 There is **nobody** in the garden. There isn't **anybody** / **anyone** in the garden.  
7 There isn't **any** bacon. / There **is no** bacon.  
8 Have you got **anything** in your bag?

### Unit 9

- 1 **-s**: opens, buys, puts, likes, sits, plays, begins, says;  
**-es**: fixes, kisses, goes, catches, washes, teaches, passes;  
**-ies**: dries, flies, copies.
- 2 / **s** /: looks, speaks, drinks, puts, walks, jumps, coughs, helps, writes, eats;  
/ **iz** /: catches, brushes, dances, rises, matches, wishes, loses, arranges;  
/ **z** /: drives, rides, opens, stays, knows, sees, listens, travels, rains.
- 3 2 walks, 3 go, 4 live, 5 studies, 6 visit, 7 speaks, 8 does, 9 washes, 10 boils.
- 4 2 Does Peter play the guitar every day, too?  
3 Do Anna and Mary go shopping on Mondays, too?  
4 Does Lucy like video games, too?  
5 Do the children watch TV in the afternoon, too?
- 5 2 goes, 3 arrive, 4 set, 5 tidy, 6 comes, 7 prepares, 8 opens, 9 eat, 10 closes, 11 go.
- 6 3 *Уч. А:* Do you set the tables?  
*Уч. В:* No, I don't. The waiters set the tables.  
4 *Уч. А:* Do the waiters tidy the kitchen?  
*Уч. В:* Yes, they do.  
5 *Уч. А:* Does the chef come at half past four?  
*Уч. В:* No, he doesn't. He comes at five o'clock.  
6 *Уч. А:* Does he prepare the food?  
*Уч. В:* Yes, he does.

- 7 *Уч. А:* Does the restaurant open at seven o'clock?  
*Уч. В:* No, it doesn't. It opens at six o'clock.  
8 *Уч. А:* Do many people eat here? *Уч. В:* Yes, they do.  
9 *Уч. А:* Does the restaurant close at one o'clock?  
*Уч. В:* Yes, it does.

7 2 Kate never goes to bed late at night. 3 My mother rarely watches TV. 4 You can sometimes see clouds in the sky. 5 Ben seldom eats in a restaurant. 6 Joanne doesn't usually get up early. 7 They are often late for school.

9 2 Do we often play basketball on Saturdays? We don't often play basketball on Saturdays. 3 Does Bill drive to work every day? Bill doesn't drive to work every day. 4 Does our dog like biscuits? Our dog doesn't like biscuits. 5 Do they live in France? They don't live in France. 6 Does Samantha work in a supermarket? Samantha doesn't work in a supermarket. 7 Do Paul and Mary often go to the gym? Paul and Mary don't often go to the gym. 8 Does David always get up at 8 o'clock? David doesn't always get up at 8 o'clock. 9 Does Miss Jones teach maths? Miss Jones doesn't teach maths. 10 Do Sue and Jill usually wear jeans? Sue and Jill don't usually wear jeans.

10 2 i, 3 e, 4 j, 5 a, 6 g, 7 d, 8 h, 9 c, 10 f.

11 2 He usually has breakfast at 8.30 every day, but today he is reading the newspaper. 3 He usually drives to work at 9.00 every day, but today he is working in the garden. 4 He usually eats dinner at home at 6.00 every day, but today he is eating at a restaurant.

12 2 do you go, 3 Is he having, 4 belongs, 5 likes, has, 6 am not watching, 7 do not usually ride, 8 Do you want, 9 am trying, 10 is raining, 11 needs, 12 forgets.

13 2 belongs, 3 spends, 4 think, 5 are having, 6 swim, 7 go, 8 have, 9 go, 10 is raining, 11 hate, 12 are having, 13 are eating, 14 smells, 15 Are you having.

14 2 at the moment, 3 now, 4 at the weekend, 5 seldom, 6 at the moment, 7 now, 8 on Fridays.

15 2 B, 3 A, 4 A, 5 B, 6 B, 7 C.

16 1 He **doesn't** speak English. 2 He **swims** every morning. 3 **Do** you work in a bank? 4 I **am having** dinner now. 5 Mark **walks** to school every day. 6 Kate **likes** pizza. 7 The Sun **rises** in the east. 8 Susan and Jo **live** in New York. 9 We **need** some sugar.

### Unit 10

- 1 *Уч. А:* How many teachers are there? *Уч. В:* Not many.  
*Уч. А:* How many eggs are there? *Уч. В:* Not many.  
*Уч. А:* How much water is there? *Уч. В:* Not much.  
*Уч. А:* How many students are there? *Уч. В:* Not many.



Уч. А: How much tea is there? Уч. В: Not much.  
 Уч. А: How much meat is there? Уч. В: Not much.  
 Уч. А: How many boys are there? Уч. В: Not many.  
 Уч. А: How much milk is there? Уч. В: Not much.  
 Уч. А: How many apples are there? Уч. В: Not many.  
 Уч. А: How many sheep are there? Уч. В: Not many.  
 Уч. А: How many women are there? Уч. В: Not many.  
 Уч. А: How much salt is there? Уч. В: Not much.  
 Уч. А: How much paper is there? Уч. В: Not much.  
 Уч. А: How much money is there? Уч. В: Not much.  
 Уч. А: How many letters are there? Уч. В: Not many.  
 Уч. А: How many books are there? Уч. В: Not many.  
 Уч. А: How many records are there? Уч. В: Not many.  
 Уч. А: How much pepper is there? Уч. В: Not much.  
 Уч. А: How much wine is there? Уч. В: Not much.  
 Уч. А: How many pens are there? Уч. В: Not many.

- 2 2 many, 3 a lot of, 4 much, 5 much, 6 a lot of, 7 many, 8 many, 9 much, 10 a lot of, 11 many, 12 much, 13 a lot of, 14 much, 15 a lot of.
- 3 3 Is there much popcorn? Yes, there is a lot.  
 4 Are there many bananas? No, there aren't many.  
 5 Is there much meat? No, there isn't much.  
 6 Is there much bread? No, there isn't much.  
 7 Are there many chips? Yes, there are a lot.  
 8 Is there much cake? Yes, there is a lot.  
 9 Are there many eggs? Yes, there are a lot.  
 10 Is there much salad? Yes, there is a lot.
- 4 2 a lot of friends, 3 much time, 4 many giraffes, 5 many suitcases, 6 much rice, 7 a lot of shops, 8 a lot of snow.
- 5 2 d, 3 a, 4 e, 5 c.
- 6 2 much, 3 many, 4 a lot, 5 many, 6 much.
- 7 a little tea, a few books, a little chocolate, a little bread, a few men, a few deer, a little jam, a few glasses, a little honey, a few knives, a few children, a little Coke, a little butter, a little lemonade, a little salt, a few desks, a few hats, a little pepper.
- 8 2 a little, 3 a few, 4 very few, 5 very little, 6 a little.
- 9 2 a little, 3 a few, 4 a little, 5 a few, 6 a little.
- 10 2 B, 3 A, 4 A, 5 B, 6 B, 7 C, 8 A, 9 A, 10 C, 11 B, 12 B.
- 11 1 There is very **little** soup in the bowl. 2 How **many** carrots are there in the fridge? 3 Rita has got **a lot of** money. 4 There are **a few** people in the shop. 5 Mike hasn't got **many** friends. 6 There is **little** snow on the mountains. 7 How **many** deer can you see in the picture? 8 I have got **few** CDs but a lot of cassettes. 9 There are **a lot of** animals in the zoo. 10 How **much** sugar is there in the bowl?

## Revision 2

- 1 2 **He** is repairing it. 3 Eat it! 4 Is **she** reading it? 5 **They** are playing with it. 6 Don't touch **them**! 7 **She** is talking to **him**. 8 Are **they** listening to it?
- 2 2 Wash, 3 Don't sit, 4 Write, 5 Have, 6 Turn on, 7 Don't talk, 8 Let's play.
- 3 2 Somebody, 3 anything, 4 any, 5 Nobody, 6 some, 7 somewhere, 8 any, 9 no, 10 something, anybody.
- 4 2 spends; 3 are you crying; 4 is studying; 5 does Helen go; 6 don't remember; 7 are having, are making; 8 smells; 9 is staying, wants; 10 think.
- 5 2 belongs, 3 Is he, 4 don't think, 5 is making, 6 is getting, 7 are those people doing, 8 are cleaning, 9 come, 10 lets.
- 6 2 (Very) Few; 3 (very) little; 4 (very) little; 5 a few; 6 a little, a few; 7 (very) little.
- 7 2 a few, 3 a lot of, 4 a lot of, 5 much, 6 few, 7 a lot of, 8 little, 9 a little.
- 8 2 C, 3 A, 4 B, 5 C, 6 A, 7 C, 8 C, 9 A, 10 A.
- 9 1 I want **something** nice to eat. 2 I **go** swimming every week. 3 The bus stops **somewhere** near the park. 4 **Let's go** shopping. 5 How **many** oranges are there in the bowl? 6 He **is washing** the dog at the moment. 7 He's got very **little** bread. 8 Can I have **a few** strawberries, please? 9 They are very **clever** girls. 10 We **have** got a new car. 11 There are a few **lions** in the zoo. 12 Peter always **does** his homework. 13 Go to bed now! 14 There isn't **any** sugar in my coffee.

## Unit 11

- 1 2 weren't, 3 wasn't, 4 weren't, 5 wasn't.
- 2 Уч. А: Where was Helen at 8 o'clock yesterday? Уч. В: She was at the park.  
 3 Уч. А: Where were Tom and Mary at 8 o'clock yesterday? Уч. В: They were at the theatre.  
 4 Уч. А: Where was Mr Miller at 8 o'clock yesterday? Уч. В: He was at work.  
 5 Уч. А: Where was Doris at 8 o'clock yesterday? Уч. В: She was at home.  
 6 Уч. А: Where were you and the boys at 8 o'clock yesterday? Уч. В: We were at the supermarket.
- 3 2 were, 3 was, 4 is, 5 am, 6 was, 7 were, 8 is, 9 were, 10 Are.
- 4 2 Was, wasn't, was; 3 Were, weren't, were; 4 Was, wasn't, was; 5 Were, were.



## Grammarway 1 – Ответы к упражнениям

- 5** 2 How many people were at the meeting? b) Forty-five.  
3 Why were you sad? d) Because I was alone.  
4 Were you at home last night? e) No, I was out.  
5 Was the shop open? a) No, it was closed.  
6 How much were the tickets? c) £20.
- 6** 2 Were there mobile phones a hundred years ago? No, there weren't. 3 Were there computers a hundred years ago? No, there weren't. 4 Were there watches a hundred years ago? Yes, there were. 5 Were there trains a hundred years ago? Yes, there were. 6 Were there televisions a hundred years ago? No, there weren't. 7 Were there washing machines a hundred years ago? No, there weren't. 8 Were there hot-air balloons a hundred years ago? Yes, there were.
- 7** 2 didn't have, 3 didn't have, 4 didn't have.
- 8** 2 had; 3 did, have; 4 had; 5 did, have; 6 Did, have.
- 10** 2 was, 3 have, 4 was, 5 have, 6 had.
- 11** 2 There was, It was; 3 There were, They were; 4 There were, They were; 5 There were, It was; 6 There was, It was; 7 There were, It was; 8 There were, It was.
- 12** 1 Did Jim **have** a bath this morning? 2 **Was there** a telephone call for me? 3 **Were** your parents on holiday in June? 4 Mary **didn't have** a party yesterday.  
5 There **weren't** any biscuits left in the tin.
- 13** 1 have, 2 Was, 3 Were, 4 Was, 5 have.
- Unit 12**
- 1** **-ed**: stayed, pulled, kissed, enjoyed, cooked; **-d**: hated, loved, danced, changed, lived; **-ied**: tidied, cried, studied, tried, hurried; **двойная согласная + ed**: travelled, planned, robbed, dropped, preferred.
- 2** / **id** /: waited, visited, ended, added, counted, decided; / **t** /: wished, looked, jumped, cooked, finished, matched, laughed, kissed, typed; / **d** /: opened, carried, cleaned, lived, prayed, changed.
- 3** 2 made, 3 broke, 4 read, 5 saw, 6 drank, 7 fed, 8 ate, 9 came, 10 found, 11 said, 12 took, 13 drove, 14 stole, 15 wrote, 16 woke, 17 brought, 18 left, 19 slept, 20 swam, 21 knew, 22 gave.
- 4** 2 John met somebody yesterday. Did he meet his boss?  
3 Father repaired something yesterday. Did he repair the car? 4 They visited somebody yesterday. Did they visit the Browns? 5 Sheila bought something yesterday. Did she buy a dress? 6 Tom talked to somebody yesterday. Did he talk to Ben? 7 They brought something yesterday. Did they bring a cake?
- 5** 2 read, 3 didn't find, 4 didn't eat, 5 Did you speak,
- 6 Did you ring, 7 didn't hear, 8 did they have, 9 did you buy, 10 opened, 11 washed.
- 6** 1 was, 2 needed, 3 didn't like, 4 missed, 5 stole, 6 broke, 7 didn't feel, 8 had.  
a went, b called, c took, d shouted, e went, f went, g took, h left.  
2 e, 3 h, 4 g, 5 b, 6 d, 7 c, 8 a.
- 7** 2 found, 3 put up, 4 ate, 5 showed, 6 picked, 7 swam, 8 had.
- 8** 2 *Уч. А*: Did they find a nice place for their tent?  
*Уч. В*: Yes, they did.  
3 *Уч. А*: Did Mrs Carter put up the tent?  
*Уч. В*: No, she didn't. Mr Carter put up the tent.  
4 *Уч. А*: Did they eat hamburgers and biscuits?  
*Уч. В*: No, they didn't. They ate sandwiches and cakes.  
5 *Уч. А*: Did Mr Carter show the children how to fish?  
*Уч. В*: Yes, he did?  
6 *Уч. А*: Did Mrs Carter swim in the river?  
*Уч. В*: No, she didn't. Champ swam in the river. / Mrs Carter picked flowers.  
7 *Уч. А*: Did they have a very good time?  
*Уч. В*: Yes, they did.
- 9** 2 Yes, I did. 3 didn't go; 4 Did you post; 5 No, I didn't.  
6 Did you make; 7 Yes, I did. 8 washed; 9 fed; 10 took;  
11 Did you water; 12 No, I didn't.
- 10** 2 phoned; 3 Did you watch, don't like; 4 is reading, reads; 5 went; 6 didn't go, stayed, listened; 7 woke up, had, ate; 8 leaves, is still working, came; 9 are looking; 10 visit; 11 left, studied, became; 12 are playing; 13 meets, drove, spent; 14 is, left; 15 did you visit, liked; 16 gets up, woke up, wanted.
- 11** 2 did she move, 3 did he go, 4 did he see, 5 did she drive, 6 did they invite, 7 did you have.  
1 d, 2 a, 3 f, 4 b, 5 g, 6 e, 7 c.
- 12** 2 am having, 3 went, 4 came, 5 Did you enjoy, 6 had, 7 didn't like, 8 played, 9 hates, 10 didn't dance, 11 Did they serve, 12 were, 13 did you do.
- 13** 2 is working, 3 talked, 4 is staying, 5 eat, 6 broke, 7 Did you call, 8 get up, 9 went, 10 bought.
- 14** 2 C, 3 C, 4 A, 5 B.
- 15** 1 didn't have, 2 enjoyed, 3 did, break.
- Unit 13**
- 1** 2 cut, 3 worked, 4 left, 5 fed, 6 brought, 7 swum, 8 bought, 9 drunk, 10 gone, 11 caught, 12 read,



13 arrived, 14 made, 15 given, 16 sung, 17 taught, 18 rung, 19 done, 20 eaten.

- 2** 2 *Уч. А:* Has Jim eaten his meal?  
*Уч. В:* No, he hasn't eaten his meal.
- 3 *Уч. А:* Has John talked to his parents?  
*Уч. В:* Yes, he has talked to his parents.
- 4 *Уч. А:* Has she read that book?  
*Уч. В:* No, she hasn't read that book.
- 5 *Уч. А:* Have they cleaned their house?  
*Уч. В:* Yes, they have cleaned their house.
- 6 *Уч. А:* Has Mark bought a new bike?  
*Уч. В:* Yes, he has bought a new bike.
- 7 *Уч. А:* Have you phoned your father?  
*Уч. В:* No, I haven't phoned my father.
- 3** 2 have not / haven't done, 3 has baked, 4 Have you sent, 5 has watered, 6 have lost, 7 Have Fiona and Andrew moved, 8 has not / hasn't finished, 9 has knitted, 10 have forgotten, 11 Has the doctor taken, 12 has written.
- 4** 2 have cleaned, 3 have cooked, 4 have taken, 5 have watered, 6 have washed, 7 have cut.
- 5** 2 *Уч. А:* How long has Kim been a teacher?  
*Уч. В:* She has been a teacher since 1995.
- 3 *Уч. А:* How long have they worked here?  
*Уч. В:* They have worked here for six months.
- 4 *Уч. А:* How long has Peter known them?  
*Уч. В:* He has known them since last year.
- 5 *Уч. А:* How long has Rob been ill?  
*Уч. В:* He has been ill since Tuesday.
- 6** 2 since, 3 for, 4 for, 5 since, 6 for, 7 since, 8 since.
- 7** 3 *Уч. А:* Has Tom written the letter yet?  
*Уч. В:* Yes, he has already written the letter.
- 4 *Уч. А:* Has Sophia watched the news yet?  
*Уч. В:* No, she hasn't watched the news yet.
- 5 *Уч. А:* Has Mum cleaned the house yet?  
*Уч. В:* No, she hasn't cleaned the house yet.
- 6 *Уч. А:* Have they done the shopping yet?  
*Уч. В:* Yes, they have already done the shopping.
- 7 *Уч. А:* Have you washed the clothes yet?  
*Уч. В:* Yes, I've already washed the clothes.
- 8 *Уч. А:* Has Bob gone to bed yet?  
*Уч. В:* No, he hasn't gone to bed yet.
- 8** 2 Has Molly ever worked in an office? Molly has never worked in an office. 3 Has Colin gone home yet? Colin has already gone home. 4 Have Ralph and Wendy eaten breakfast yet? Ralph and Wendy have just eaten breakfast.
- 9** 2 just / never, 3 ever, 4 never, 5 yet / so far, 6 so far, 7 for, 8 since, 9 recently.
- 10** *Уч. А:* Has Mary ever caught a big fish?  
*Уч. В:* No, she hasn't.  
*Уч. А:* Have you ever caught a big fish?  
*Уч. В:* Yes, I have. / No, I haven't.

- Уч. А:* Has Bill ever flown in a plane?  
*Уч. В:* No, he hasn't.
- Уч. А:* Has Mary ever flown in a plane?  
*Уч. В:* Yes, she has.
- Уч. А:* Have you ever flown in a plane?  
*Уч. В:* Yes, I have. / No, I haven't.
- Уч. А:* Has Bill ever travelled abroad?  
*Уч. В:* Yes, he has.
- Уч. А:* Has Mary ever travelled abroad?  
*Уч. В:* No, she hasn't.
- Уч. А:* Have you ever travelled abroad?  
*Уч. В:* Yes, I have. / No, I haven't.
- Уч. А:* Has Bill ever ridden a camel?  
*Уч. В:* Yes, he has.
- Уч. А:* Has Mary ever ridden a camel?  
*Уч. В:* No, she hasn't.
- Уч. А:* Have you ever ridden a camel?  
*Уч. В:* Yes, I have. / No, I haven't.

- 11** 2 he finished it, 3 I read it, 4 she moved house.
- 12** 2 Have you ever flown, 3 have just emptied, 4 went, 5 Did you eat, 6 Have you worn, 7 drank, 8 has visited, 9 Did you come, 10 Did you go.
- 13** 1 B: saw, A: Did you touch, B: were; 2 A: Did you go, B: bought, A: did you buy; 3 A: Have you finished, B: finished, A: Have you typed; B: have already typed; 4 A: Have you ever been, B: went, A: did you stay, B: stayed.
- 14** 2 (have) named, 3 has bought, 4 has given, 5 moved, 6 took, 7 took, 8 did not / didn't catch, 9 has recently redecorated, 10 (has) painted, 11 (has) bought.
- 15** 2 B, 3 B, 4 B, 5 B, 6 A, 7 C, 8 B, 9 B, 10 A.
- 16** 1 have, 2 be, 3 ever, 4 not, 5 already, 6 never.
- 17** 2 have not visited, 3 ago did you visit, 4 became a doctor.

## Unit 14

- 1** in spring, on Friday, at the weekend, on Saturday evening, at noon, on July 5th, in the evening, at 9 o'clock, on Sunday, in 1972, at night, in the 19th century, at 6 o'clock, on Monday morning, on September 16th, in the morning, in the winter, on Christmas Day, at dawn.
- 2** 2 on, 3 at, 4 On, 5 in, 6 in, 7 at, 8 on, 9 in, 10 on.
- 3** 2 on, 3 -, 4 at, 5 -, 6 in, 7 -, 8 -, 9 -, 10 on, 11 at, 12 at, 13 -, 14 at, 15 at.
- 4** 1 on, 2 at, 3 at, 4 In.
- 5** 2 in, 3 at, 4 in, 5 in, 6 at, 7 at, 8 on, 9 on, 10 on, 11 on, 12 in.



## Grammarway 1 – Ответы к упражнениям

- 6** 2 under, 3 in front of, 4 behind, 5 among, 6 beside, 7 near, 8 on, 9 in, 10 next to, 11 between, 12 at.
- 7** 2 at, 3 near, 4 on, 5 on, 6 in front of, 7 in.
- 8** 2 in front of, 3 on, 4 between, 5 on, 6 under, 7 near, 8 in, 9 next to.
- 9** 2 round, 3 from ... to, 4 through, 5 over, 6 up, 7 down, 8 into.
- 10** 2 into, 3 through, 4 out of, 5 on, 6 onto, 7 across, 8 onto, 9 into, 10 by.
- 11** 2 through, 3 out of, 4 up, 5 across, 6 down, 7 across.

### Unit 15

- 1** 2 'll, 3 won't, 4 'll, 5 won't, 6 'll.
- 2** 2 Уч. А: She won't cook a meal today.  
Уч. В: Will she cook a meal tomorrow, then?  
3 Уч. А: They won't go out tonight.  
Уч. В: Will they go out tomorrow night, then?  
4 Уч. А: She won't visit them tonight.  
Уч. В: Will she visit them tomorrow night, then?  
5 Уч. А: I won't study tonight.  
Уч. В: Will you study tomorrow night, then?  
6 Уч. А: He won't sing tonight.  
Уч. В: Will he sing tomorrow night, then?
- 3** 2 will / 'll, 3 will, 4 will not / won't, 5 will / 'll, 6 will / 'll, 7 will not / won't, 8 will / 'll, 9 will / 'll, 10 will / 'll.
- 4** 2 'll lend, 3 'll go, 4 'll take, 5 'll show, 6 'll order.
- 5** 2 Will Tom go to Africa next year? Tom won't go to Africa next year. 3 Will she visit us next Tuesday? She won't visit us next Tuesday.
- 6** 2 he won't. 3 she won't. 4 they will. 5 she won't. 6 he will. 7 I won't.
- 7** 2 He's going to post it. 3 She's going to take a taxi. 4 She's going to go to the hairdresser's. 5 She's going to have a party. 6 He's going to study all day.
- 8** 2 are you going to tidy, 3 isn't going to play, 4 are going to visit, 5 Is Denise going to appear, 6 isn't going to sing, 7 am not going to walk, 8 Are you going to help, 9 is going to cook, 10 isn't going to come.
- 9** 2 Is Mrs Taylor going to visit her mum on Tuesday? No, she isn't. She's going to visit her mum on Monday.  
3 Are Mr and Mrs Taylor going to play tennis on Tuesday? Yes, they are.  
4 Is Eric going to study for an exam on Thursday? No, he

isn't. He's going to study for an exam on Wednesday.  
5 Is Rose going to tidy her room on Thursday? Yes, she is.

- 10** 2 am / 'm going to finish, 3 am / 'm going to be, 4 am / 'm going to study, 5 will / 'll write, 6 am / 'm going to visit.
- 11** 2 warning, 3 evidence, 4 prediction, 5 threat, 6 intention, 7 promise.
- 12** 2 am / 'm having, 3 will / 'll take, 4 is / 's flying, 5 is / 's going to be, 6 will not (won't) let, 7 am / 'm going (to go), 8 will / 'll snow.
- 13** 2 C, 3 A, 4 C, 5 B, 6 B, 7 A, 8 C, 9 A, 10 C.
- 14** 1 am / 'm having, 2 am / 'm staying, 3 have / 've seen, 4 went, 5 were / are, 6 went, 7 tasted, 8 are going to visit / are visiting; 9 will / 'll like.
- 15** Are you **coming** to Paul's party?  
What **are** you **doing** on Friday evening?  
You **will be** rich and famous.  
Yes, I **will have** chicken and chips, please.
- 16** 1 being, 2 not, 3 never, 4 going, 5 has.

### Revision 3

- 1** 2 wasn't, 3 Were, 4 weren't, 5 Was, 6 were, 7 wasn't.
- 2** 2 yet, 3 since, 4 for, 5 just, 6 already, 7 never, 8 ever, 9 since, 10 yet, 11 for, 12 yet.
- 3** 2 had, 3 watched, 4 saw, 5 bought, 6 ate, 7 was, 8 did, 9 were, 10 caught, 11 felt, 12 enjoyed.
- 4** 2 had, 3 plays, 4 have you known, 5 is helping, 6 did Jack ask, 7 will help, 8 have just painted, 9 didn't come, 10 brings, 11 Do you want, 12 won't be, 13 Has Dad repaired, 14 has published, 15 won't take.
- 5** 2 will get, 3 is going to walk, 4 will pay, 5 won't miss, 6 am going to wash, 7 will probably cook / is probably going to cook, 8 is going to give / is giving.
- 6** 2 has bought, 3 is sitting, 4 is going to eat, 5 is watching, 6 is going to climb, 7 has come, 8 is singing.
- 7** 2 between, 3 at, 4 by, 5 on, 6 in, 7 across, 8 on, 9 at, 10 through, 11 in front of, 12 on.
- 8** 2 C, 3 A, 4 A, 5 B, 6 A, 7 B, 8 A, 9 B, 10 C.
- 9** 1 I have lived here **for** ten years.  
2 There isn't **anybody** in the garden.  
3 **Are we going** to the party tonight?  
4 I **always do** my homework in the evenings.  
5 We bought some new **furniture** yesterday.



- 6 Simon has already **gone** to work.  
 7 You **will pass** your exams.  
 8 Philip hasn't got **much** free time today.  
 9 I **have just** finished my breakfast.  
 10 We **ate** chicken for dinner last night.  
 11 Tom **is usually** late for work.  
 12 There aren't **many** people in this office.

## Unit 16

- 1** 2 dangerously, 3 nicely, 4 easily, 5 well, 6 cheaply,  
 7 safely, 8 hard, 9 comfortably, 10 fast, 11 beautifully,  
 12 softly, 13 early, 14 noisily, 15 carefully,  
 16 happily, 17 terribly, 18 awfully.
- 2** 3 adverb of time, 4 adverb of manner, 5 adjective,  
 6 adverb of place, 7 adverb of frequency,  
 8 adverb of manner, 9 adverb of time,  
 10 adverb of manner, 11 adverb of manner,  
 12 adjective, 13 adjective, 14 adjective.
- 3** 1 delicious, 2 hot, 3 happy, 4 nice.
- 4** 2 heavily, 3 carefully, 4 angry, 5 quickly, 6 easy, 7 nice,  
 8 happily, 9 soft, 10 beautifully, 11 warm, 12 beautiful.
- 5** 2 f, 3 e, 4 a, 5 d, 6 b, 7 g.
- 6** 1 good (np.), well (nap.), 2 well (nap.), 3 fast (nap.),  
 4 hard (np.), 5 hard (nap.), 6 fast / good (np.),  
 7 good (np.), 8 good (np.).
- 7** 2 She runs slowly. 3 They play cleverly.  
 4 He drives carefully. 5 They work hard.  
 6 Fiona sings badly. 7 Paula dances beautifully.
- 8** 2 bigger — biggest, 3 weaker — weakest,  
 4 more dangerous — most dangerous,  
 5 slower — slowest, 6 prettier — prettiest,  
 7 safer — safest, 8 more beautiful — most beautiful,  
 9 fatter — fattest, 10 sadder — saddest.
- 9** 2 faster — fastest, 3 later — latest,  
 4 more clearly — most clearly,  
 5 more carelessly — most carelessly,  
 6 more generously — most generously,  
 7 harder — hardest, 8 earlier — earliest.
- 10** 2 Yes, it's more expensive than mine.  
 3 Yes, she's younger than mine.  
 4 Yes, it's more exciting than mine.  
 5 Yes, it's longer than mine.  
 6 Yes, it's more interesting than mine.
- 11** 2 They're the most expensive rings I've ever seen.  
 3 It's the smallest house I've ever seen.  
 4 It's the biggest plane I've ever seen.  
 5 It's the tallest building I've ever seen.  
 6 It's the longest snake I've ever seen.

- 7 They're the nicest flowers I've ever seen.  
 8 It's the cheapest watch I've ever seen.

- 12** 2 harder than, 3 colder than, 4 older than, 5 less, than,  
 6 more crowded than, 7 bigger, than, 8 more expensive  
 than, 9 more than, 10 better, than.
- 13** 2 the most horrible, 3 the nicest, 4 the coldest,  
 5 the funniest, 6 the most beautiful, 7 the most  
 interesting, 8 the worst.
- 14** 2 the best, 3 the tastiest, 4 clever, 5 slower than,  
 6 more, than, 7 the tallest, in, 8 loud, 9 expensive,  
 10 the most intelligent, of.
- 15** 2 more, than, 3 as well as, 4 as strong as,  
 5 as healthy as, 6 as fast as, 7 as old as,  
 8 sharper than, 9 as good as, 10 farther, than.
- 16** 2 the heaviest of, 3 heavier than, 4 noisier than,  
 5 faster than, 6 smaller than, 7 longer than,  
 8 as friendly as.
- 17** 2 B, 3 C, 4 B, 5 C, 6 A, 7 A, 8 A, 9 A, 10 B.
- 18** 2 is as old as, 3 the most interesting book,  
 4 play tennis as well, 5 the friendliest teacher /  
 the most friendly teacher, 6 as heavy as,  
 7 have never had such, 8 colder than.
- 19** 1 Chris is **cleverer** / **more clever** than Scott.  
 2 Jill is prettier **than** Sylvia.  
 3 Chocolate ice-cream is the **most** delicious of all.  
 4 She is a very **tall** woman.  
 5 The bus is **longer** than my car.  
 6 A Fiat isn't **as expensive as** a Porsche.

## Unit 17

- 1** 3 Did you go out last night, too? 4 Can David drive, too?  
 5 Do you like pizza, too? 6 Has she got long hair, too?  
 7 Is Donna wearing a hat, too?
- 2** 2 Where, 3 When, 4 How, 5 Who, 6 What time / When,  
 7 How often, 8 What, 9 Which, 10 How long.
- 3** 2 Which, 3 What, 4 Where, 5 What, 6 Why, 7 Whose,  
 8 Who, 9 Where, 10 When, 11 Who, 12 What, 13 Why,  
 14 Who.
- 4** 2 How often, 3 How old, 4 How many, 5 How long,  
 6 How long ago.
- a 5, c 6, d 3, e 2, f 4.
- 5** 2 How many, 3 What, 4 When / What time, 5 Where,  
 6 Why, 7 Who.



## Grammarway 1 – Ответы к упражнениям

- 6** 2 Did you enjoy the film? 3 How often do they play squash? 4 Did he call you yesterday? 5 Whose dress is it / this / that? 6 Were there many people at the party?
- 7** 3 What fell on your head? 4 Who is talking on the phone? 5 Who has stolen her bag? 6 What is in the garden? 7 Who will bring the parcel? 8 Who sent Linda flowers? 9 What is making a funny noise? 10 Who bought his painting?
- 8** 3 What will they buy? 4 Who is he meeting at 5 o'clock? 5 What is John writing? 6 Who did she see in the room? 7 What did he hear? 8 Who did he talk to?
- 9** 3 Who has bought a new car? 4 What has Laura found? 5 Who will travel abroad next year? 6 Who did you see yesterday? 7 What are they repairing? 8 What did she have for lunch? 9 Who brought a present for the baby? 10 Who did you call last night?
- 10** 2 What does she do? She is a typist. 3 Where does she work? She works in an office in the town centre. 4 What does Lily like to do in her spare time? She likes to do sports. 5 Who is her best friend? Sophie. 6 How long ago / When did they meet? Two years ago. 7 Why are they friends? Because they have the same hobbies. 8 How often do they go walking together? Once a week. 9 Who drives them to the countryside? Sophie. 10 What are Lily and Sophie doing at the moment? They are having a rest. 11 Why is Sophie tired today? Because she went to bed very late last night.
- 11** 2 Where do you live? 3 Where were you born? 4 How old are you? 5 When did you start playing? / How old were you when you started playing? 6 What do you like doing in your spare time? 7 What are you doing now? 8 How long are you going to stay here (for)?
- 12** (Варианты ответов)  
i) Уч. А: What's your name? Уч. В: Roger Fox.  
Уч. А: Where do you live? Уч. В: I live in New York.  
Уч. А: Where were you born? и т.д.  
ii) Уч. А: What is your name? Уч. В: Vanessa Reed.  
Уч. А: Where do you live? Уч. В: I live in London. и т.д.
- 13** 2 Does he live here? 3 Which house is his? 4 Have you seen him today? 5 What time was it? 6 What did he do? 7 Have you ever spoken to him?
- 14** 2 C, 3 A, 4 A, 5 B, 6 C, 7 A, 8 B, 9 A, 10 B, 11 C, 12 A.
- 15** 2 What time are you going to the party? 3 How long has Maria been ill? 4 When are you leaving for Spain? 5 Why are you so tired today? 6 How many brothers have you got? 7 What is your best friend's name?
- 16** 2 How often do you go to the gym? 3 When did you leave school? / How long ago did you leave school? 4 How much did you pay for that dress? 5 Whose bicycle is this? / Whose is this bicycle?
- 17** 2 g, 3 b, 4 e, 5 h, 6 f, 7 a, 8 j, 9 i, 10 d.
- 18** 2 won't you, 3 has she, 4 didn't you, 5 hasn't she, 6 aren't you, 7 are you.  
a 3, b 5, d 7, e 6, f 2, g 4.
- 19** 2 will you, 3 aren't I, 4 is there, 5 isn't it, 6 have you, 7 aren't there, 8 will / won't you.
- 20** 2 are they ↗, 3 aren't we ↗, 4 will he ↘, 5 can't she ↘, 6 didn't they ↗, 7 are you ↗, 8 hasn't he ↗, 9 don't they ↘, 10 has he ↗.
- 21** 2 doesn't it, 3 have you, 4 isn't it.
- 22** 1 Which, 2 isn't it, 3 Who, 4 haven't you.
- 23** 1 He has never travelled abroad, **has** he?  
2 **Who told** you about Susan's wedding?  
3 **Which** car is yours? The Fiat or the Opel?  
4 How **much** money did you pay?  
5 He has lunch at home every day, **doesn't** he?  
6 Don't be late tonight, **will** you?  
7 What time **are you** flying tomorrow?

## Unit 18

- 1** 2 couldn't, 3 can't, 4 can't, 5 couldn't.
- 2** 2 He could dive, but now he can't.  
3 He could dance all night, but now he can't.  
4 He could eat a lot, but now he can't.  
5 He could walk for miles, but now he can't.  
6 He could lift heavy things, but now he can't.
- 3** 2 asking permission, 3 request, 4 ability, 5 ability in the past, 6 ability.
- 4** 2 can, 3 can't, 4 could, 5 couldn't, 6 Can, 7 couldn't, 8 couldn't, 9 Can, 10 Could.
- 6** 2 May, 3 May, 4 Can.
- 7** 2 May I use your phone / the phone in your office, please? 3 Can I invite some friends to dinner, please?  
4 May I speak to you, please? 5 Can we play in the garden, please? 6 Can we go to Helen's party, please?
- 8** 2 B, 3 C, 4 B, 5 C, 6 B, 7 A, 8 A, 9 B.
- 9** 2 mustn't, 3 mustn't, 4 mustn't, 5 mustn't.
- 10** 2 Уч. А: Must we pay for it now?  
Уч. В: No, you needn't pay for it now.  
3 Уч. А: Must we stay here?  
Уч. В: No, you needn't stay here.  
4 Уч. А: Must we go to the gym?  
Уч. В: No, you needn't go to the gym.  
5 Уч. А: Must we buy her a present?



- Уч. В: No, you needn't buy her a present.  
 6 Уч. А: Must we call him now?  
 Уч. В: No, you needn't call him now.  
 7 Уч. А: Must we finish the exercise now?  
 Уч. В: No, you needn't finish the exercise now.
- 11** 2 needn't, 3 mustn't, 4 must, 5 needn't, 6 mustn't.
- 12** 2 mustn't, 3 must, 4 mustn't, 5 must.
- 13** 2 mustn't, 3 needn't, 4 mustn't, 5 needn't, 6 mustn't, 7 mustn't, 8 needn't, 9 needn't, 10 mustn't, 11 needn't, 12 mustn't, 13 mustn't, 14 needn't, 15 needn't.
- 14** 2 must, 3 Must, 4 needn't, 5 mustn't, 6 needn't.
- 15** 2 mustn't touch, 3 needn't finish, 4 mustn't forget, 5 must paint, 6 needn't go, 7 mustn't be, 8 needn't buy.
- 16** (Вариант ответов)  
 2 You mustn't throw stones. 3 You needn't get up early tomorrow. 4 You needn't help me with my project. 5 You must finish your homework (first).
- 17** 2 You must be quiet. 3 You mustn't eat or drink. 4 You must be careful with the books. 5 You mustn't leave books on the tables when you leave. 6 You must put the books back in the right place.
- 18** 2 Can, 3 mustn't, 4 can, 5 Can, 6 can't.
- 19** 2 Will, 3 Shall, 4 Will, 5 Shall, 6 Will, 7 Will, 8 Shall.
- 20** Shall I decorate the living room for you? Shall I make the cake for you? Shall I do the cooking for you? Will you do the washing-up, please? Will you help me move the sofa, please? Will you put the CDs away, please?
- 21** 2 Will you close the window, please?  
 3 Shall I get you your glasses?  
 4 Shall I put some sugar in it?  
 5 Will you post some letters for me, please?
- 22** 1 Must, 2 May, 3 mustn't, 4 Will.
- 23** 1 I must **have** a bath. 2 You **can't go** out tonight. 3 **Will** you water the flowers this afternoon? 4 He must **study** hard for his exams. 5 She must **help** her mother today. 6 They **needn't stay** here anymore. 7 I **couldn't** do puzzles when I was four years old.
- 2** 2 Peggy went to the baker's to buy (some) bread. 3 Peggy went to the florist's to order (some) flowers. 4 Peggy went to the library to borrow some books. 5 Peggy went to the park to relax. 6 Peggy went to the swimming pool to swim.
- 3** 2 to marry, 3 do, 4 to go, 5 wash, 6 watch, 7 to study, 8 to take, 9 move, 10 to make.
- 4** 2 No, it's too expensive. / No, it isn't cheap enough. 3 No, it's too high. / No, it isn't low enough. 4 No, it's too bitter. / No, it isn't sweet enough. 5 No, it's too small. / No, it isn't big enough. 6 No, it's too difficult. / No, it isn't easy enough.
- 5** 2 clean enough, 3 strong enough, 4 enough milk, 5 enough players, 6 fast enough.
- 6** 2 cold enough, 3 too old, 4 fit enough, 5 too small, 6 hot enough.
- 7** 2 They like going on picnics. 3 They like singing. 4 He likes cooking. 5 She likes reading. 6 She likes painting.
- 8** 2 driving, 3 to take, 4 travel, 5 doing, 6 to paint, 7 eating, 8 to buy, 9 do, 10 cooking.
- 9** 2 buy, 3 to post, 4 come, 5 to visit, 6 stay, 7 talking, 8 telling, 9 shopping, 10 buying, 11 go, 12 to do.
- 10** 2 wearing, 3 to watch, 4 to help, 5 take, 6 saying, 7 to buy, 8 cooking, 9 to go, 10 to be, 11 to play, 12 speak.
- 11** 2 going, 3 to come, 4 going, 5 sitting, 6 raining, 7 put, 8 do, 9 to see, 10 spending, 11 make, 12 love.
- 12** 3 You eat too much chocolate. 4 You drink too much Coke. 5 You don't do enough homework. 6 You don't drink enough milk. 7 You watch too many horror films. 8 You don't take enough exercise. 9 You spend too much money. 10 You read too many comics.
- 13** 2 to do, 3 living, 4 mending, 5 to find, 6 to wash, 7 stay, 8 help, 9 to finish, 10 to go, 11 to come, 12 reading, 13 to open, 14 to go.
- 14** 2 taking, 3 diving, 4 racing, 5 fly, 6 to become, 7 playing, 8 reading, 9 swimming, 10 cook, 11 to learn, 12 telling.
- 15** 1 do, watching, 2 shouting, 3 pay, 4 to come, to go.
- 16** 1 I would like **to go** to America next year. 2 He enjoys **dancing**. 3 "Why did you go to the library?" "**To borrow** a book." 4 I **must wash** my hair tonight. 5 Do you know how **to ski**? 6 She goes **running** every Thursday evening. 7 Have you got **enough** time to come shopping with me? 8 I'm too **short** to reach the top cupboard. / I'm **not tall enough** to reach the top cupboard. 9 You are **too short** to touch the ceiling. You are **not tall** enough to touch the ceiling. 10 He will **leave** school when he's eighteen.

## Unit 19

- 1** 2 She wants to be a vet. 3 He wants to be an actor. 4 He wants to be a sailor. 5 She wants to be a writer. 6 They want to be footballers.



### Unit 20

- 1** 3 Both of them are cups. Neither of them is a vase / are vases. 4 All of them are kittens. None of them is a puppy / are puppies. 5 All of them are medals. None of them is a coin / are coins. 6 Both of them are lambs. Neither of them is a goat / are goats.
- 2** 3 No, none of them is a wild animal / are wild animals. 4 Yes, all of them are countries. 5 No, none of them is a farm animal / are farm animals. 6 No, neither of them is a sport / are sports.
- 3** 2 None, 3 all, 4 None, 5 all, 6 both, 7 all, 8 both, 9 All, 10 Neither.
- 4** 2 All of, 3 neither of, 4 all, 5 none of, 6 both, 7 both, 8 none of, 9 both, 10 neither of.
- 5** 2 A, 3 C, 4 C, 5 C, 6 A, 7 C, 8 A, 9 B, 10 C.
- 6** 1 both, 2 none, 3 neither, 4 all.
- 7** 1 I have got lots of friends. **None** of them has got blonde hair. 2 Steven has got two cars. **Both** of them are red. 3 My sister and I are short. **Neither** of us is tall. 4 There are twelve people in the room. **All** of them are girls. 5 Look at those babies! Neither of them **are** crying. 6 I have got two brothers. **Neither** of them are firemen. 7 Lucy has got two cats. **Neither** of them is black. 8 The three boys are happy. **None** of them is sad.

### Revision 4

- 1** 2 than, 3 in, 4 than, 5 of, 6 than, 7 in, 8 of, 9 than, 10 of.
- 2** 2 the fastest of, 3 the cheapest, 4 more expensive than, 5 the most expensive of, 6 older than, 7 more comfortable than, 8 more economical than.

- 3** 2 quickly, 3 strong, 4 softly, 5 good, 6 comfortable, 7 unhappy, 8 sad, 9 clever, 10 safely.
- 4** 2 How many, 3 What, 4 How much, 5 How long, 6 Who, 7 How, 8 Whose, 9 Which, 10 Why.
- 5** 2 Who has bought a present for Janet?  
3 Whose jacket is this? / Whose is this jacket?  
4 How long have you worked for this company?  
5 How often do you go shopping?  
6 Who will cook lunch on Sunday?  
7 How much did Peter pay for his new car?  
8 What did Susan buy yesterday? 9 Why is he happy?  
10 When / What time will the party start?
- 6** 2 B, 3 B, 4 C, 5 B, 6 A, 7 A, 8 A, 9 A, 10 B.
- 7** 2 to learn, 3 to keep, 4 interrupt, 5 Drinking, 6 eating, 7 talking, 8 call, 9 doing, 10 listening, 11 waking up, 12 to build, 13 to pass, 14 playing, 15 to buy.
- 8** 2 Both of, 3 none of, 4 Neither of, 5 none of, 6 both, 7 all.
- 9** 2 have been, 3 like, 4 are staying, 5 have already visited, 6 went, 7 had, 8 bought, 9 are taking / are going to take, 10 usually spend, 11 is, 12 tried, 13 didn't have, 14 kept, 15 hope.
- 10** 2 am staying, 3 paints, 4 has just planted, 5 am going to visit / am visiting, 6 does it snow, 7 didn't phone, 8 is washing, 9 had, 10 wears, 11 will pass, 12 is falling down / is going to fall down.
- 11** 2 C, 3 A, 4 B, 5 C, 6 A, 7 B, 8 C.
- 12** 1 You must ~~try~~ to be more patient.  
2 She is ~~very~~ old enough to travel alone.  
3 Susan hasn't ~~ever~~ been to Turkey before.  
4 They enjoy playing ~~the~~ basketball.  
5 Irene is ~~more~~ friendlier than Kate.





2286382

245.00

ENGLISH GRAMMAR BOOK

# Grammarway 1

Grammarway 1 является первой книгой из четырехуровневой серии иллюстрированных пособий по грамматике английского языка. Книга предназначена для школьников, начинающих изучать английскую грамматику. В ней систематическим образом отрабатываются и закрепляются основные грамматические структуры. Книга может быть использована как для самообразования, так и для занятий в классе в качестве грамматического дополнения к любому курсу английского языка соответствующего уровня.

## Эта книга (Student's Book) содержит:

- ясное, простое и наглядное представление грамматических структур,
- исчерпывающее изложение материала в виде таблиц (боксов),
- множество упражнений с пробелами для вписывания ответов,
- упражнения, специально разработанные для того, чтобы помочь учащемуся употреблять корректные и уместные выражения в повседневных ситуациях,
- множество цветных иллюстраций,
- упражнения на исправление ошибок,
- итоговые устные и письменные увлекательные упражнения в конце каждого раздела,
- разделы "Повторение",
- словарь,
- ответы к упражнениям.

## Руководство для преподавателя (Teacher's Book) содержит:

- ответы к упражнениям,
- рекомендации по использованию упражнений и подаче материала,
- тесты, которые разрешено копировать.

Дополнительный иллюстративный материал (**Picture Flashcards**) предназначен для живого, стимулирующего представления основных грамматических структур.

## Составляющие комплекта

- Student's Book ISBN 5-93390-004-4 (рус.)  
ISBN 1-903128-88-9 (англ.)
- Teacher's Book
- Picture Flashcards

ISBN 5-93390-004-4



9 785933 900047 >